



**DIESEL SUBURBAN
TRAIN SERVICES
AND CHEAP FARES FACILITIES**

between

**BIRMINGHAM (Snow Hill and Moor Street)
WOLVERHAMPTON (Low Level)
WELLINGTON
LEAMINGTON SPA (General)
STRATFORD-UPON-AVON
STOURBRIDGE
KIDDERMINSTER
BEWDLEY and DUDLEY**

17th JUNE to 15th SEPTEMBER, 1957
or until further notice

WESTERN REGION

BRITISH RAILWAYS

BR 35154/2



**DIESEL SUBURBAN
TRAIN SERVICES
AND CHEAP FARES FACILITIES**

between

**BIRMINGHAM (Snow Hill and Moor Street)
WOLVERHAMPTON (Low Level)
WELLINGTON
LEAMINGTON SPA (General)
STRATFORD-UPON-AVON
STOURBRIDGE
KIDDERMINSTER
BEWDLEY and DUDLEY**

17th JUNE to 15th SEPTEMBER, 1957
or until further notice

WESTERN REGION

BRITISH RAILWAYS

NEW DIESEL CAR SERVICES

Commencing with the introduction of the new time tables on 17th June, 1957, most of the Western Region suburban services in the Birmingham and adjacent districts will be operated by new diesel car trains, with improved schedules and through services over a wider area.

These diesel trains have been specially designed for speed and comfort. Their technical capabilities, particularly their capacity for acceleration, will provide an improvement over the services previously afforded.

The pleasing interior decoration ; comfortable seating accommodation for both First and Second Class passengers ; a modern system of heating and ventilation to counteract extremes of temperature, provide an up-to-date and attractive travel service.

In conjunction with the reduced fare facilities, special cheap day tickets, season tickets, etc., referred to in this booklet, the new diesel trains will give the public a convenient and inexpensive mode of travel.

LIST OF STATIONS, TELEPHONE NUMBERS, STATION MASTERS

<i>Station</i>	<i>Telephone Number</i>	<i>Station Master</i>
Acocks Green & South Yardley..	ACOCKS Green 0773	Mr. E. H. Margetts
Albrighton	Albrighton 231	Mr. F. T. Badger
Bearley	Snitterfield 226	Mr. S. Mulcock
Bewdley	Bewdley 2242	Mr. A. G. Ray
Bilston (Central)	Bilston 41541	Mr. T. S. Beard
Birmingham (Moor St.)	CENTRAL 5071	Mr. S. Youngjohns
Birmingham (Snow Hill)	CENTRAL 5071	
Bordesley	—	Mr. S. Youngjohns
Churchill & Blakedown	Blakedown 245	Mr. H. L. Birch
Claverdon	Claverdon 225	Mr. W. J. Bowden
Codsall	Codsall 68	Mr. J. G. Evans
Cosford	Albrighton 491	Mr. J. R. Broxton
Cradley Heath	Cradley Heath 6429	Mr. W. Wakeman
Danzey (for Tanworth)	Tanworth-in-Arden 207	Mr. C. W. Viney
Dudley	Dudley 2469.. .. .	Mr. H. R. Griffiths
Dunstall Park.. .. .	—	Mr. T. R. Blunn
Earlswood Lakes	Earlswood 322	Mr. G. A. Downey
Great Bridge	Tipton 1073	Mr. W. T. B. Smith
Grimes Hill & Wythall	—	Mr. A. Hobbs
Hagley	Hagley 2639	Mr. H. L. Birch
Handsworth & Smethwick	NORTHERN 0102	Mr. J. W. Timms
Hall Green	SPRINGFIELD 2427	Mr. H. J. Robbins
Hatton	Claverdon 221	Mr. W. J. Bowden
Henley-in-Arden	Henley-in-Arden 31	Mr. G. H. Gardner
Hockley	CENTRAL 5071	Mr. J. M. Finch
Kidderminster	Kidderminster 4004	Mr. S. A. Cole
Knowle & Dorridge	Knowle 2409	Mr. V. A. Thomas
Lapworth	Lapworth 41	Mr. T. Giles
Leamington Spa (General)	Leamington 7484.. .. .	Mr. A. J. Winter
Lye	Lye 144	Mr. V. R. Baker

LIST OF STATIONS, TELEPHONE NUMBERS, STATION MASTERS—continued

<i>Station</i>	<i>Telephone Number</i>	<i>Station Master</i>
Oakengates	Oakengates 301	Mr. L. L. Dawkes
Oldbury & Langley Green ..	BROadwell 2591	Mr. J. Smith
Old Hill	BLAckheath 1365	Mr. H. Morris
Olton	ACOCKS Green 1074	Mr. A. G. Noble
Priestfield	Bilston 41679	Mr. G. H. Millington
Rowley Regis	BLAckheath 1346	Mr. M. H. Morris
Shifnal	Shifnal 6	Mr. R. F. Turner
Shirley	SHIrley 1095	Mr. C. R. Jones
Small Heath & Sparkbrook ..	VICToria 0832	Mr. N. E. Boscott
Smethwick (West)	SMEthwick 0515	Mr. R. Jones
Solihull	SOLihull 0232	Mr. W. E. Daniells
Soho & Winson Green	—	Mr. J. M. Finch
Spring Road	—	Mr. H. J. Robbins
Stourbridge Junction	Stourbridge 5608	Mr. R. D. Hitchens
Stourbridge Town	Stourbridge 5474	Mr. F. A. Greenslade
Stourport-on-Severn	Stourport 2331	Mr. C. H. Law
Stratford-upon-Avon	Stratford 2057	Mr. W. J. Bright
Swan Village	WEST Bromwich 0066	Mr. W. T. B. Smith
Tyseley	ACOCKS Green 1353	Mr. J. C. Millington
Upton Magna	Upton Magna 218	Mr. G. Roberts
Walcot	Uppington 47	Mr. W. Lawley
Warwick	Warwick 29	Mr. C. E. Crump
Wednesbury	WEDnesbury 0483	Mr. S. Poole
Wellington (Salop)	Wellington 182	Mr. H. J. Scott
West Bromwich	WEST Bromwich 0530	Mr. N. H. Viles
Widney Manor	SOLihull 0233	Mr. C. F. Ward
Wilmcote	Stratford 2608	Mr. S. Mulcock
Wolverhampton (Low Level) ..	Wolverhampton 22361	Mr. A. K. Thomas
Wood End	Tanworth-in-Arden 255	Mr. C. W. Viney
Yardley Wood	—	Mr. C. R. Stokes

A SEASON TICKET SAVES TIME AND MONEY

Season Tickets 1st and 2nd class are issued permitting unlimited travel between the stations selected, for any period from one to twelve months, or for odd periods e.g. one month and nine days.

Weekly Season Tickets are issued for distances not exceeding 75 miles and are available for an unlimited number of journeys from Sunday to Saturday inclusive.

EXAMPLES OF SEASON TICKET RATES—2nd Class

(The rates shewn also apply in the reverse direction)

FROM	TO	WEEKLY	MONTHLY	THREE MONTHLY
		£ s. d.	£ s. d.	£ s. d.
ACOCKS GREEN.. .. .	BIRMINGHAM (Moor St. or Snow Hill)	5 9	1 2 9	3 0 0
ALBRIGHTON	WOLVERHAMPTON (Low Level)	15 6	3 1 9	8 7 0
"	WOLVERHAMPTON (Low Level)	10 0	1 16 3	4 16 0
"	BIRMINGHAM (Snow Hill)	1 0 9	3 15 3	10 1 3
BEWDLEY	WELLINGTON (Salop)	13 0	2 7 6	6 8 0
BILSTON (Central)	BIRMINGHAM (Snow Hill)	19 9	3 18 9	10 12 9
"	BIRMINGHAM (Snow Hill)	10 9	2 2 6	5 12 9
"	WEST BROMWICH	7 0	1 8 3	3 15 6
BIRMINGHAM (Moor St.)	WOLVERHAMPTON (Low Level)	5 3	1 1 0	2 15 9
"	LEAMINGTON SPA	1 0 3	4 0 6	10 17 6
"	EARLSWOOD LAKES	10 3	2 1 0	5 10 3
BIRMINGHAM (Snow Hill)	SPRING ROAD	5 9	1 2 9	3 0 0
"	CODSALL	18 0	3 6 6	8 17 9
"	DROITWICH SPA	1 0 0	3 18 9	10 12 9
"	SMETHWICK WEST	5 3	1 1 0	2 15 9
"	STRATFORD-UPON-AVON	1 4 0	4 5 9	11 11 9
"	STOURBRIDGE JUNCTION	11 9	2 7 6	6 8 0
"	TYSELEY	5 3	1 0 6	2 14 6
"	WELLINGTON (Salop)	1 7 0	4 16 3	13 0 0
CODSALL	WOLVERHAMPTON (Low Level)	12 6	2 9 9	6 13 9
"	WOLVERHAMPTON (Low Level)	7 6	1 7 6	3 14 0
CRADLEY HEATH	BIRMINGHAM (Snow Hill)	18 0	3 6 6	8 17 9
"	BIRMINGHAM (Snow Hill)	10 3	2 1 0	5 10 3
"	ROWLEY REGIS & BLACKHEATH	5 3	1 0 6	2 14 6
DUDLEY	STOURBRIDGE TOWN	5 3	1 0 6	2 14 6
"	BIRMINGHAM (New St. or Snow Hill)	9 0	1 14 9	4 10 3
"	HANDSWORTH & SMETHWICK	7 0	1 8 3	3 15 6
GRIMES HILL & W.	WOLVERHAMPTON (Low Level)	7 0	1 8 3	3 15 6
"	BIRMINGHAM (Moor St. or Snow Hill)	9 9	1 18 9	5 3 0
"	BORDESLEY	9 3	1 16 3	4 16 0
HENLEY IN ARDEN	SPRING ROAD	7 0	1 7 6	3 14 0
"	BIRMINGHAM (Moor St.)	17 6	3 1 9	8 7 0
KIDDERMINSTER	HALL GREEN	11 9	2 7 6	6 8 0
"	BIRMINGHAM (Snow Hill)	17 3	3 8 6	9 4 6

For information relating to season tickets for juveniles under 14 years of age see separate announcement on page 52
The season ticket rates listed are liable to alteration

A SEASON TICKET SAVES TIME AND MONEY

Season tickets 1st and 2nd class are issued permitting unlimited travel between the stations selected, for any period from one to twelve months, or for odd periods e.g. one month and nine days.

Weekly Season Tickets are issued for distances not exceeding 75 miles and are available for an unlimited number of journeys from Sunday to Saturday inclusive.

EXAMPLES OF SEASON TICKET RATES—2nd Class

(The rates shewn also apply in the reverse direction)

FROM	TO	WEEKLY	MONTHLY	THREE MONTHLY
		£ s. d.	£ s. d.	£ s. d.
KNOWLE & D.	BIRMINGHAM (Moor St. or Snow Hill)	11 6	2 4 9	6 1 0
	LEAMINGTON SPA	13 0	2 11 3	6 16 0
LEAMINGTON GENERAL	BIRMINGHAM (Snow Hill)	1 0 3	4 0 6	10 17 6
	STRATFORD-UPON-AVON	15 3	3 0 6	8 2 0
OAKENGATES	WELLINGTON (Salop)	5 9	1 0 6	2 15 9
"	WOLVERHAMPTON (Low Level)	17 0	3 7 9	9 3 0
"	BIRMINGHAM (Snow Hill)	1 5 9	4 11 0	12 5 9
OLD HILL	BIRMINGHAM (Snow Hill)	8 9	1 14 0	4 8 0
	BIRMINGHAM (Snow Hill)	9 9	1 18 9	5 3 0
OLTON	SMALL HEATH & SPARKBROOK	7 0	1 7 6	3 14 0
"	BIRMINGHAM (Moor St. or Snow Hill)	5 9	1 2 9	3 0 0
"	BORDESLEY	10 3	2 1 0	5 10 3
"	WEST BROMWICH	16 9	3 6 6	8 17 9
SHIFNAL	WOLVERHAMPTON (Low Level)	9 3	1 14 0	4 8 0
"	WELLINGTON (Salop)	14 0	2 11 3	6 16 0
"	WOLVERHAMPTON (Low Level)	1 3 3	4 4 0	11 5 6
SHIRLEY	BIRMINGHAM (Snow Hill)	8 9	1 14 0	4 8 0
	BIRMINGHAM (Moor St. or Snow Hill)	5 3	1 0 6	2 14 6
SOLIHULL	SPRING ROAD	8 9	1 14 0	4 8 0
"	BIRMINGHAM (Moor St. or Snow Hill)	10 3	2 1 0	5 10 3
"	HANDSWORTH & SMETHWICK	14 0	2 16 9	7 13 6
"	WARWICK	18 0	3 11 9	9 11 6
STRATFORD-UPON-AVON	WOLVERHAMPTON (Low Level)	1 4 0	4 5 9	11 11 9
	BIRMINGHAM (Snow Hill)	15 3	3 0 6	8 2 0
WELLINGTON	LEAMINGTON GENERAL	19 3	3 15 3	10 3 3
	WOLVERHAMPTON (Low Level)	1 7 0	4 16 3	13 0 0
WEST BROMWICH	BIRMINGHAM (Snow Hill)	7 0	1 8 3	3 15 6
	BIRMINGHAM (Snow Hill)	9 6	1 17 0	4 18 0
WOLVERHAMPTON (Low Level)	WOLVERHAMPTON (Low Level)	11 6	2 1 9	5 12 9
"	COSFORD	18 9	3 8 6	9 4 6
"	KIDDERMINSTER	17 0	3 7 9	9 3 0
"	OAKENGATES	14 0	2 11 3	6 16 0
"	SHIFNAL	7 0	1 8 3	3 15 6
"	WEDNESBURY (Central)	19 3	3 15 3	10 3 3
"	WELLINGTON (Salop)			

For information relating to season tickets for juveniles under 14 years of age see separate announcement on page 52

The season ticket rates listed are liable to alteration

THROUGH EXPRESS SERVICES—between WELLINGTON, WOLVERHAMPTON (Low Level), BIRMINGHAM (Snow Hill), LEAMINGTON SPA GENERAL and LONDON (Paddington)

	Week Days																	Sundays													
	am Z P	am	am R E	am R	am R	am S	am R	pm S	pm R S	pm R	pm R S	pm R S	pm R S	pm K	pm F	pm R	pm R	pm	pm D	am Z	am	am R	pm R	pm R	pm R	pm R	pm R	pm R	pm	pm	
Wellington .. dep					7 45	8 54		11 0					1 57			4 52	6 48			11p26	8 20	10 28	2 5			5 12	5 32				
Wolverhampton (L.L.) ..	12 10	6 45	7 25	8 33	9 35	11 24	11H36	12 46	1 18	2 35	3 16	3 35	4N35	5 20	5 33	7 30			11 55	12 10	9 30	11 15	2 43	3 04	3 30	5 55	6 8	6 25	7 30	8 0	
Birmingham (S.H.) ..	1 0	7 20	8 0	9 0	10 0	11 50	12H 0	1 11	1 42	3 03	4 14	04	05H	0 5	5 06	0 8	0 8	8	12*45	1 0	10 0	11 42	3 10	3 25	5 0	6 25	6 35	6 55	8 0	8 25	
Leamington Spa General ..	1 40	7 56	8 31	9 26	10 28		12 27		2 13	3 27	4 17	4 25	4 40	5 26	6 19	6 31	8 26	8 39	1*17	1 40	10 31	12 20	3 44	3 57	5 40		7 7	7 27	8 31	8 59	
PADDINGTON .. arr	5 10	10 5	10 17	11 10	12 21	2 5	2G15	3 25	4 10	5 15	6 20	6 7	7 40	7 15	8 20	8 35	10 15	11 30	4* 5	5 10	12 40	2 20	5 45	6 40	7 50	8 50	9 20	10 0	10 45	11 55	

	Week Days																	Sundays											
	am	am	am K	am R L	am R	am R E	am R S	am R E	am R S	pm S	pm R	pm T	pm R	pm R E	pm R	pm R	night		am	am R	am R	pm R	pm	pm	pm	pm R	pm R	pm	pm
PADDINGTON .. dep	12 5	7 10	9A 0	9A 0	9A10	10A10	10A50	11A10	11A10	1 10	2A10	3 10	4A10	5A10	6A10	8A10	12 5		12 5	10 0	11A10	1 10	2A10	4 10	6 0	6 10	8 10	8 25	12 5
Leamington Spa General arr	3 13	9 52			11 6		12 39	12 46	1 03	3 58	4 58	6 8	6 53	8 13	10 5	3B13			3 16	12 48	1 10	3 74	4 8	6 11		8 24	10 7	11 13	3 13
Birmingham (S.H.) ..	3 53	10 25	11 7	11 15	11 44	12 13	1 15	1 17	1 37	3 35	4 32	5 30	6 43	7 33	8 49	10 41	3B53		3 55	1 26	1 45	3 44	4 76	5 08	6 28	9 1	10 45	11 50	3 53
Wolverhampton (L.L.) ..	4 23	10 50	11 30	11 40	12 8	12 37	1 39	1 42	2 24	0 4	5 75	5 67	10 7	5 69	16 11	6 4B23			4 30	2 0	2 13	4 10	5 17	7 18	8 56	9 35	11 10	12 15	4 23
Wellington ..	5 0				12 41			2 12	2 35	4 34	5 32		7 43		9 50	11 48	5 0		5 12		2 55		5 53	7 57	9 48	10 15			5 0

- | | | | |
|---|---|---|---|
| <p>A Seats can be reserved in advance on payment of a fee of 1s. 0d. per seat</p> <p>B On Sunday mornings arrive Leamington Spa General 3 16, Birmingham (Snow Hill) 3 55 and Wolverhampton (Low Level) 4 30 am</p> <p>D Friday nights/Saturday mornings 19th/20th July to 9th/10th August inclusive</p> | <p>E Except Saturdays</p> <p>F Fridays only</p> <p>G On Saturdays arrive 2 22 pm</p> <p>H Note "A" applies except on Saturdays, 27th July and 3rd August</p> <p>K Except Saturdays. THE INTER-CITY Refreshment Car Train</p> | <p>L Saturdays only. Will not run after 7th September</p> <p>N Note "A" applies except on Fridays, 26th July and 2nd August</p> <p>P Except Mondays</p> <p>p pm</p> <p>R Refreshment Car provided, in some cases for a portion of the journey only</p> | <p>S Saturdays only</p> <p>T Saturdays only 20th July to 24th August inclusive</p> <p>Z Conveys First and Second Class Sleeping Car, limited accommodation</p> <p>* am</p> |
|---|---|---|---|

DAY OUTINGS

REDUCED RAIL FARE FACILITIES AVAILABLE THROUGHOUT THE YEAR FOR PARTIES BY PRIOR ARRANGEMENT

ADULT PARTIES

Conditions of Issue PARTIES OF 8 OR MORE ADULTS (two children under 14 years of age counting as one adult) travelling together in each direction.

Basis of Fare Single fare plus one half for double journey. (Second Class only).

Accommodation Will be reserved where practicable free of charge.

JUVENILE PARTIES

Conditions of Issue PARTIES OF 8 OR MORE JUVENILES travelling together in each direction.

Basis of Fare Under 16 years of age. Three-quarters single fare for double journey. (When travelling by Special Day or Half-Day Excursion trains—half excursion fare.)

16 and under 18 years of age. Single fare plus one-half for double journey. Adults accompanying. Single fare plus one-half for double journey.

Accommodation Will be reserved where practicable free of charge.

FREE TICKETS

Free Tickets, between the same stations as the tickets held by Adult or Juvenile parties, will be issued on prior application to the organisers as under:

25—50 fare paying passengers .. 1 free ticket 51—100 fare paying passengers .. 2 free tickets

For every additional 50 fare paying passengers .. 1 free ticket

All Table Number References in Station Columns, Train Columns and Notes shown herein refer to Tables in Western Region Time Tables

LEAMINGTON SPA, STRATFORD-UPON-AVON, BIRMINGHAM, STOURBRIDGE JUNCTION, KIDDERMINSTER, BEWDLEY, DUDLEY, WOLVERHAMPTON and WELLINGTON

Miles from L. Spa	Miles from Stratford-upon-Avon	Miles from Stratford-upon-Avon		Week Days																
				am	night	am	am	am	am	am	am	am	am	am	am	am				
			152 LONDON (Pad.) dep	12 5																
			Leamington Spa Gen. dep	3 20																
			Warwick																	
			Hatton																	
			Hatton dep																	
			Claverdon																	
			Bearley																	
			Wilmcote																	
			Stratford-u-Avon. arr																	
			Stratford-u-Avon. dep																	
			Wilmcote																	
			Bearley																	
			Claverdon																	
			Hatton																	
			Hatton dep																	
			Lapworth																	
			Knowle and Dorridge																	
			Widney Manor																	
			Solihull																	
			Olton																	
			Arock's Green & S. Yardley																	
			Wootton Waven Plat.																	
			Henley-in-Arden																	
			Danzey, for Tanworth																	
			Wood End																	
			The Lakes Halt																	
			Eariswood Lakes																	
			Grimes Hill & Wychall																	
			Whitlock's End Halt																	
			Shirley																	
			Yardley Wood																	
			Hall Green																	
			Spring Road																	
			Tyseley																	
			Small Heath & Sparkbrook																	
			Bordesley																	
			Birmingham Moor St. arr																	
			Snow Hill																	
			Birmingham Snow Hill dp																	
			Hockley																	
			Soho and Winson Green																	
			Handsworth & Smethwick																	
			Smethwick West																	
			Oldbury & Langley Gn.																	
			Rowley Regis & Blackh'th																	
			Old Hill Z. (Cradley																	
			Cradley Heath and																	
			Lye																	
			Stourbridge Junc. arr																	
			Stourbridge Junc. dep																	
			Hagley																	
			Churchill & Blakedown																	
			Kidderminster																	
			Bewdley																	
			West Bromwich																	
			Swan Village																	
			Great Bridge South																	
			Dudley																	
			Wednesbury Central																	
			Bilston Central																	
			Priestfield																	
			Wolverhampton (Low Level)																	
			Dunstall Park																	
			Birches and Bilbrook Halt.																	
			Codsall																	
			Albrighton																	
			Cosford																	
			Shifnal																	
			Oakengates																	
			New Hadley Halt																	
			Wellington																	

For Notes, see pages 22 and 23

**LEAMINGTON SPA, STRATFORD-UPON-AVON, BIRMINGHAM,
STOURBRIDGE JUNCTION, KIDDERMINSTER, BEWDLEY, DUDLEY,
WOLVERHAMPTON and WELLINGTON**

		Week Days—continued																	
		am	am	am	am	am	am	am	am	am	am	am	am	am	am	am	am	am	am
IS2	LONDON (Pad.) dep
	Leamington Spa Gen. dep	7 0	7 10	7 15	7 20	7 25	7 30	7 35	7 40	7 45	7 50	7 55	8 00	8 05	8 10	8 15	8 20	8 25	
	Warwick ..	7 14	7 19	7 24	7 29	7 34	7 39	7 44	7 49	7 54	7 59	8 04	8 09	8 14	8 19	8 24	8 29	8 34	
	Hatton ..	7 19	7 24	7 29	7 34	7 39	7 44	7 49	7 54	7 59	8 04	8 09	8 14	8 19	8 24	8 29	8 34	8 39	
	Hatton .. dep	..	7 21	7 26	7 31	7 36	7 41	7 46	7 51	7 56	8 01	8 06	8 11	8 16	8 21	8 26	8 31	8 36	
	Claverdon	7 25	7 30	7 35	7 40	7 45	7 50	7 55	8 00	8 05	8 10	8 15	8 20	8 25	8 30	8 35	8 40	
	Bearley	7 30	7 35	7 40	7 45	7 50	7 55	8 00	8 05	8 10	8 15	8 20	8 25	8 30	8 35	8 40	8 45	
	Wilmcote	7 34	7 39	7 44	7 49	7 54	7 59	8 04	8 09	8 14	8 19	8 24	8 29	8 34	8 39	8 44	8 49	
	Stratford-u-Avon. arr	..	7 39	7 44	7 49	7 54	7 59	8 04	8 09	8 14	8 19	8 24	8 29	8 34	8 39	8 44	8 49	8 54	
	Stratford-u-Avon. dep	6 42	Stop	7 2	7 7	7 12	7 17	7 22	7 27	7 32	7 37	7 42	7 47	7 52	7 57	8 02	8 07	8 12	
	Wilmcote ..	6 47	Stop	7 8	7 13	7 18	7 23	7 28	7 33	7 38	7 43	7 48	7 53	7 58	8 03	8 08	8 13	8 18	
	Bearley	7 12	7 17	7 22	7 27	7 32	7 37	7 42	7 47	7 52	7 57	8 02	8 07	8 12	8 17	8 22	8 27	
	Claverdon	7 18	7 23	7 28	7 33	7 38	7 43	7 48	7 53	7 58	8 03	8 08	8 13	8 18	8 23	8 28	8 33	
	Hatton	7 24	7 29	7 34	7 39	7 44	7 49	7 54	7 59	8 04	8 09	8 14	8 19	8 24	8 29	8 34	8 39	
	Hatton .. dep	..	7 28	7 33	7 38	7 43	7 48	7 53	7 58	8 03	8 08	8 13	8 18	8 23	8 28	8 33	8 38	8 43	
	Leppworth	7 16	7 21	7 26	7 31	7 36	7 41	7 46	7 51	7 56	8 01	8 06	8 11	8 16	8 21	8 26	8 31	
	Knowle and Dorridge	7 21	7 26	7 31	7 36	7 41	7 46	7 51	7 56	8 01	8 06	8 11	8 16	8 21	8 26	8 31	8 36	
	Widney Manor	7 25	7 30	7 35	7 40	7 45	7 50	7 55	8 00	8 05	8 10	8 15	8 20	8 25	8 30	8 35	8 40	
	Solihull	7 29	7 34	7 39	7 44	7 49	7 54	7 59	8 04	8 09	8 14	8 19	8 24	8 29	8 34	8 39	8 44	
	Olton	7 33	7 38	7 43	7 48	7 53	7 58	8 03	8 08	8 13	8 18	8 23	8 28	8 33	8 38	8 43	8 48	
	Acock's Green & S. Yardley	..	7 36	7 41	7 46	7 51	7 56	8 01	8 06	8 11	8 16	8 21	8 26	8 31	8 36	8 41	8 46	8 51	
	Wootton Waven Plat.	6 53	7 23	7 28	7 33	7 38	7 43	7 48	7 53	7 58	8 03	8 08	8 13	
	Henley-in-Arden	7 0	7 28	7 33	7 38	7 43	7 48	7 53	7 58	8 03	8 08	8 13	8 18	
	Danzey, for Tanworth ..	7 5	7 33	7 38	7 43	7 48	7 53	7 58	8 03	8 08	8 13	8 18	8 23	
	Wood End ..	7 10	7 38	7 43	7 48	7 53	7 58	8 03	8 08	8 13	8 18	8 23	8 28	
	The Lakes Halt ..	7 13	7 41	7 46	7 51	7 56	8 01	8 06	8 11	8 16	8 21	8 26	8 31	
	Earlwood Lakes ..	7 17	7 45	7 50	7 55	8 00	8 05	8 10	8 15	8 20	8 25	8 30	8 35	
	Grimes Hill & Wythall ..	7 20	7 48	7 53	7 58	8 03	8 08	8 13	8 18	8 23	8 28	8 33	8 38	
	Whitlock's End Halt ..	7 23	7 51	7 56	8 01	8 06	8 11	8 16	8 21	8 26	8 31	8 36	8 41	
	Shirley ..	7 26	7 54	7 59	8 04	8 09	8 14	8 19	8 24	8 29	8 34	8 39	8 44	
	Yardley Wood ..	7 30	7 58	8 03	8 08	8 13	8 18	8 23	8 28	8 33	8 38	8 43	8 48	
	Hall Green ..	7 33	8 1	8 6	8 11	8 16	8 21	8 26	8 31	8 36	8 41	8 46	8 51	
	Spring Road ..	7 36	8 4	8 9	8 14	8 19	8 24	8 29	8 34	8 39	8 44	8 49	8 54	
	Tyseley ..	arr 7 37	7 38	7 46	7 51	7 56	8 01	8 06	8 11	8 16	8 21	8 26	8 31	8 36	8 41	8 46	8 51	8 56	
	Small Heath & Sparkbrook ..	dep 7 38	7 39	7 47	7 52	7 57	8 02	8 07	8 12	8 17	8 22	8 27	8 32	8 37	8 42	8 47	8 52	8 57	
	Bordesley ..	7 41	7 42	7 50	7 55	8 00	8 05	8 10	8 15	8 20	8 25	8 30	8 35	8 40	8 45	8 50	8 55	9 00	
	Birmingham Moor St. arr	7 44	7 45	7 53	7 58	8 03	8 08	8 13	8 18	8 23	8 28	8 33	8 38	8 43	8 48	8 53	8 58	9 03	
	" Snow Hill ..	7 47	7 49	7 57	8 02	8 07	8 12	8 17	8 22	8 27	8 32	8 37	8 42	8 47	8 52	8 57	9 02	9 07	
	Birmingham Snow Hill dp	7 55	8 08	8 16	8 21	8 26	8 31	8 36	8 41	8 46	8 51	8 56	9 01	9 06	9 11	9 16	9 21	9 26	
	Hockley ..	8 6	8 9	8 17	8 22	8 27	8 32	8 37	8 42	8 47	8 52	8 57	9 02	9 07	9 12	9 17	9 22	9 27	
	Soho and Winson Green ..	8 6	8 9	8 17	8 22	8 27	8 32	8 37	8 42	8 47	8 52	8 57	9 02	9 07	9 12	9 17	9 22	9 27	
	Handsworth & Smethwick ..	8 12	8 11	8 19	8 24	8 29	8 34	8 39	8 44	8 49	8 54	8 59	9 04	9 09	9 14	9 19	9 24	9 29	
	Smethwick West	8 9	8 17	8 22	8 27	8 32	8 37	8 42	8 47	8 52	8 57	9 02	9 07	9 12	9 17	9 22	9 27	
	Oldbury & Langley Gn.	8 9	8 17	8 22	8 27	8 32	8 37	8 42	8 47	8 52	8 57	9 02	9 07	9 12	9 17	9 22	9 27	
	Rowley Regis & Blackh'th	8 9	8 17	8 22	8 27	8 32	8 37	8 42	8 47	8 52	8 57	9 02	9 07	9 12	9 17	9 22	9 27	
	Old Hill Z [Cradley	8 9	8 17	8 22	8 27	8 32	8 37	8 42	8 47	8 52	8 57	9 02	9 07	9 12	9 17	9 22	9 27	
	Cradley Heath and	8 9	8 17	8 22	8 27	8 32	8 37	8 42	8 47	8 52	8 57	9 02	9 07	9 12	9 17	9 22	9 27	
	Lye	8 9	8 17	8 22	8 27	8 32	8 37	8 42	8 47	8 52	8 57	9 02	9 07	9 12	9 17	9 22	9 27	
	Stourbridge Junc. arr	..	8 24	8 26	8 35	8 40	8 45	8 50	8 55	9 00	9 05	9 10	9 15	9 20	9 25	9 30	9 35	9 40	
	Stourbridge Junc. dep	..	8 26	8 28	8 37	8 42	8 47	8 52	8 57	9 02	9 07	9 12	9 17	9 22	9 27	9 32	9 37	9 42	
	Hagley	8 26	8 28	8 37	8 42	8 47	8 52	8 57	9 02	9 07	9 12	9 17	9 22	9 27	9 32	9 37	9 42	
	Churchill & Blakedown	8 26	8 28	8 37	8 42	8 47	8 52	8 57	9 02	9 07	9 12	9 17	9 22	9 27	9 32	9 37	9 42	
	Kidderminster	8 35	8 37	8 46	8 51	8 56	9 01	9 06	9 11	9 16	9 21	9 26	9 31	9 36	9 41	9 46	9 51	
	Bewdley	8 35	8 37	8 46	8 51	8 56	9 01	9 06	9 11	9 16	9 21	9 26	9 31	9 36	9 41	9 46	9 51	
	West Bromwich	8 17	8 21	8 29	8 34	8 39	8 44	8 49	8 54	8 59	9 04	9 09	9 14	9 19	9 24	9 29	9 34	
	Swan Village	8 21	8 25	8 33	8 38	8 43	8 48	8 53	8 58	9 03	9 08	9 13	9 18	9 23	9 28	9 33	9 38	
	Great Bridge South	8 42	8 46	8 51	8 56	9 01	9 06	9 11	9 16	9 21	9 26	9 31	
	Dudley	8 5	8 9	8 14	8 19	8 24	8 29	8 34	8 39	8 44	8 49	8 54	
	Wednesbury Central	8 26	8 32	8 40	8 45	8 50	8 55	9 00	9 05	9 10	9 15	9 20	9 25	9 30	9 35	9 40	9 45	
	Bilston Central	8 32	8 38	8 46	8 51	8 56	9 01	9 06	9 11	9 16	9 21	9 26	9 31	9 36	9 41	9 46	9 51	
	Priestfield	8 32	8 38	8 46	8 51	8 56	9 01	9 06	9 11	9 16	9 21	9 26	9 31	9 36	9 41	9 46	9 51	
	Wolverhampton (Low Level) ..	arr 8 14	8 40	8 48	8 53	8 58	9 03	9 08	9 13	9 18	9 23	9 28	9 33	9 38	9 43	9 48	9 53	9 58	
	Dunstall Park ..	dep 8 14	8 40	8 48	8 53	8 58	9 03	9 08	9 13	9 18	9 23	9 28	9 33	9 38	9 43	9 48	9 53	9 58	
	Birches and Bilbrook Halt	8 14	8 40	8 48	8 53	8 58	9 03	9 08	9 13	9 18	9 23	9 28	9 33	9 38	9 43	9 48	9 53	
	Codsall	8 14	8 40	8 48	8 53	8 58	9 03	9 08	9 13	9 18	9 23	9 28	9 33	9 38	9 43	9 48	9 53	
	Albrighton	8 14	8 40	8 48	8 53	8 58	9 03	9 08	9 13	9 18	9 23	9 28	9 33	9 38	9 43	9 48	9 53	
	Cosford	8 14	8 40	8 48	8 53	8 58	9 03	9 08	9 13	9 18	9 23	9 28	9 33	9 38	9 43	9 48	9 53	
	Shifnal	8 14	8 40	8 48	8 53	8 58	9 03	9 08	9 13	9 18	9 23	9 28	9 33	9 38	9 43	9 48	9 53	
	Oakengates	8 14	8 40	8 48	8 53	8 58	9 03	9 08	9 13	9 18	9 23	9 28	9 33	9 38	9 43	9 48	9 53	
	New Hadley Halt	8 14	8 40	8 48	8 53	8 58	9 03	9 08	9 13	9 18	9 23	9 28	9 33	9 38	9 43	9 48	9 53	
	Wellington ..	arr 9 11	9 11	9 20	9 25	9 30	9 35	9 40	9 4										

LEAMINGTON SPA, STRATFORD-UPON-AVON, BIRMINGHAM, STOURBRIDGE JUNCTION, KIDDERMINSTER, BEWDLEY, DUDLEY, WOLVERHAMPTON and WELLINGTON

Week Days—continued

	am	am	am	am	am	am	am	am	am	am	am	am	am	am	am	am	am	am	am
152 LONDON (Pad.) dep	8 21																		
Leamington Spa Gen. dep	8 10	8 15			8 30					8 45	9 0						5 30		
Warwick ..	8 14	8 19			8 34					8 49	9 4								
Hatton ..	8 19	8 27			8 40					8 55	9 12								
Hatton .. dep	8 21																		
Claverdon ..	8 25																		
Bearley ..	8 30																		
Wilmcote ..	8 34																		
Stratford-u-Avon. arr	8 39																		
Stratford-u-Avon. dep	Stop				8 30					8 43							9 30		
Wilmcote ..	Stop				8 36					8 49							Stop		
Bearley ..					8 40					8 53									
Claverdon ..					8 46					9 0									
Hatton ..										9 3									
Hatton .. dep	8 28				8 41					8 56	9 13								
Lapworth ..	8 35				8 48					9 2	9 19								
Knowle and Dorridge.	8 40				8 53					9 7	9 25								
Widney Manor ..					8 57														
Solihull ..					9 6					9 11									
Olton ..					9 2					9 15									
Acock's Green & S. Yardley					8 53					9 18									
Wootton Waven Plat. am																			
Henley-in-Arden ..	8 19									8 32									
Danzey, for Tanworth.	8 24									8 38									
Wood End ..	8 29									8 43									
The Lakes Halt ..	8 32									8 46									
Earlswood Lakes ..	8 36									8 49									
Grimes Hill & Wythall.	8 39									8 52									
Whitlock's End Halt	8 42									8 55									
Shirley ..	8 45									8 58									
Yardley Wood ..										9 1									
Hall Green ..	8 50									9 4									
Spring Road ..										9 7									
Tyseley ..	8 53	8 50			8 55					9 9	9 20								
Small Heath & Sparkbrook.	8 54	8 51			8 56					9 10	9 21								
Bordesley ..		8 55			8 59					9 13	9 25								
Birmingham Moor St. arr	8 59				9 2					9 16	9 25								
.. Snow Hill ..		8 59			9 6	9 12				9 19	9 28								
Birmingham Snow Hill dp					9 3					9 9	9 20								
Hockley ..					9 7					9 33	9 21								
Soho and Winson Green.										9 36	9 22								
Handsworth & Smethwick.					9 13					9 39	9 27								
Smethwick West ..																			
Oldbury & Langley Gns.																			
Rowley Regis & Black'ch																			
Old Hill Z .. [Cradley																			
Cradley Heath and																			
Lye ..																			
Stourbridge Junc. arr																			
Stourbridge Junc. dep																			
Hagley ..																			
Churchill & Blakedown																			
Kidderminster ..																			
.. U ..																			
Bewdley ..																			
West Bromwich ..																			
Swan Village ..																			
Great Bridge South																			
Dudley ..																			
Wednesbury Central ..																			
Bilston Central ..																			
Priestfield ..																			
Wolverhampton ..																			
.. (Low Level) ..																			
Dunstall Park ..																			
Birches and Bilbrook Halt.																			
Codsall ..																			
Albrighton ..																			
Cosford ..																			
Shifnal ..																			
Oakengates ..																			
New Hadley Halt ..																			
Wellington ..																			

For Notes, see pages 22 and 23

**LEAMINGTON SPA, STRATFORD-UPON-AVON, BIRMINGHAM
STOURBRIDGE JUNCTION, KIDDERMINSTER, BEWDLEY, DUDLEY,
WOLVERHAMPTON and WELLINGTON**

Week Days—continued

	am	am	am	am	am	am	am	am	am	am	am	am	am	am	am	am	am	am	am	am	am	am	am	pm
152 LONDON (Pad.) dep	7 10	9 0	9 0
Leamington Spa Gen. dep	10 15
Warwick ..	10 19
Hatton ..	10 24
Hatton .. dep	10 26
Claverdon ..	10 30
Bearley ..	10 35
Wilmcote ..	10 39
Stratford-u-Avon. arr	10 44
Stratford-u-Avon. dep	Stop
Wilmcote
Bearley
Claverdon
Hatton
Hatton .. dep
Lapworth
Knowle and Dorridge
Widney Manor
Solihull
Olton
Acock's Green & S. Yardley
Wootton Waven Plat
Henley-in-Arden
Danzeley, for Tanworth
Wood End
The Lakes Halt
Earlswood Lakes
Grimes Hill & Wythall
Whitlock's End Halt
Shirley
Yardley Wood
Hail Green
Spring Road
Tyseley
Small Heath & Sparkbrook
Bordesley
Birmingham Moor St. arr	am
.. Snow Hill
Birmingham Snow Hill dp	10 55	11 0	11 0	..	11 0	11 0
Hockley
Soho and Winson Green
Handsworth & Smethwick	11 0
Smethwick West
Oldbury & Langley Gn.
Rowley Regis & Blackh'th
Old Hill Z .. [Cradley
Cradley Heath and
Lye
Stourbridge Junc. arr
Stourbridge Junc. dep
Hagley
Churchill & Blakedown
Kidderminster
.. dep
.. arr
Bewdley
West Bromwich ..	11 6	11 10
Swan Village ..	11 10
Great Bridge South	11 13
Dudley ..	11 18
Wednesbury Central
Bilston Central
Priestfield
Wolverhampton
.. (Low Level)																						

**LEAMINGTON SPA, STRATFORD-UPON-AVON, BIRMINGHAM,
STOURBRIDGE JUNCTION, KIDDERMINSTER, BEWLEY, DUDLEY,
WOLVERHAMPTON and WELLINGTON**

Week Days—continued

	pm	am	pm	pm	am	pm	am	pm	pm	am	pm	pm	pm	pm	pm	pm	pm	pm	pm	pm
152 LONDON (Pad.) dep ..	11 10				11 10		11 10			11 10										
Leamington Spa Gen. dep ..	1 0	1 15			1 5		1 8			1 20		1 34		1 42						2 0
Warwick ..	1 4				1 9		1 12			1 24		1 38		1 46						2 4
Hatton ..	1 10				1 14		1 17			1 30		1 44		1 52						2 9
Hatton .. dep					1 16		1 19													2 11
Claverdon ..					1 20		1 23													2 15
Bearley ..					1 25		1 28													2 20
Wilmcote ..					1 29		1 32													2 24
Stratford-u-Avon. arr ..					1 34		1 37													2 29
Stratford-u-Avon. dep ..	1 15																			
Wilmcote ..	1 20																			
Bearley ..	1 24																			
Claverdon ..	1 30																			
Hatton ..	1 35																			
Hatton .. dep	Stop	1 11								1 31										
Lapworth ..	1 18									1 38										
Knowle and Dorridge ..	1 23									1 50										
Widney Manor ..					Stop															
Solihull ..	1 28																			
Olton ..	1 32																			
Acoc's Green & S. Yardley ..	1 34																			
Wootton Waven Plat ..																				
Henley-in-Arden																				
Danzey, for Tanworth ..										1 20										
Wood End ..										1 25										
The Lakes Halt ..										1 30										
Earlswood Lakes ..										1 37										
Grimes Hill & Wythall ..										1 40										
Whitlock's End Halt ..										1 46										
Shirley ..										1 47										
Yardley Wood ..										1 50										
Hall Green ..										1 53										
Spring Road ..										1 56										
Tyseley ..	1 36				1 41		1 46			1 58										
Small Heath & Sparkbrook ..	1 37				1 42		1 47			1 59										
Bordesley ..					1 45		1 50			2 02										
Birmingham Moor St. arr ..	1 43				1 48		1 53			2 05										
Snow Hill ..					1 54		1 56			2 08										
Birmingham Snow Hill dp ..	1 53				1 55		2 00			2 10										
Hockley ..							2 02			2 12										
Soho and Winson Green ..							2 06			2 16										
Handsworth & Smethwick ..	2 1				2 0		2 5			2 10										
Smethwick West ..							2 15			2 18										
Oldbury & Langley Gn. ..							2 18			2 22										
Rowley Regis & Blackh'th ..							2 22			2 25										
Old Hill Z (Cradley ..							2 25			2 28										
Cradley Heath and ..							2 28			2 32										
Lye ..							2 32			2 35										
Stourbridge Junc. arr ..							2 37			2 42										
Stourbridge Junc. dep ..							2 42			2 45										
Hagley ..							2 45			2 50										
Churchill & Blakedown ..							2 50			2 52										
Kidderminster ..							2 52			3 0										
Bewley ..							3 0			3 2										
West Bromwich ..			2 7		2 6		2 11			2 18		2 20								
Swan Village ..					2 10		2 15			2 22		2 24								
Great Bridge South ..					2 13		2 18			2 25		2 27								
Dudley ..					2 20		2 25			2 32		2 34								
Wednesbury Central ..			2 14							2 23		2 27								
Bilston Central ..			2 20							2 28		2 33								
Priestfield ..																				
Wolverhampton ..			2 28							2 33		2 40								
(Low Level) ..																				
Wolverhampton ..	pm																			
(Low Level) ..	2 15																			
Dunstall Park ..	2 18																			
Birches and Bilbrook Halt ..	2 23																			
Codsall ..	2 26																			
Albrighton ..	2 31																			
Cosford ..	2 35																			
Shifnal ..	2 41																			
Jakengates ..	2 48																			
New Hadley Halt ..	2 51																			
Wellington ..	2 55																			

For Notes, see pages 22 and 23

**LEAMINGTON SPA, STRATFORD-UPON-AVON, BIRMINGHAM,
STOURBRIDGE JUNCTION, KIDDERMINSTER, BEWDLEY, DUDLEY,
WOLVERHAMPTON and WELLINGTON**

Week Days—continued

	pm	pm	pm	pm	pm	pm	am	pm	pm	pm	pm	pm	pm	pm	pm	pm	am	am	pm	am	am	pm
152 LONDON (Pad.) dep							11A45										11A45	11A45		11A45	11A45	10
Leamington Spa Gen. dep	2 0	2 4	2 9	2 14	2 19	2 24	2 18	2 10					2 28			2 41		2 51		3 0	3N 9	3 5
Warwick	2 2	2 6	2 11	2 16	2 21	2 26		2 14												3 4	3N 14	
Hatton arr	2 10	2 14	2 19	2 24	2 29	2 34	Saturdays only	2 20												3 10	3N 14	
Hatton dep				2 16	2 20	2 25	Saturdays only														3N 16	
Claverdon				2 20	2 25	2 29	Saturdays only														3N 20	
Bearley				2 25	2 29	2 34	Saturdays only														3N 25	
Wilmcote				2 29	2 34	2 39	Saturdays only														3N 29	
Stratford-u-Avon arr				2 34	2 39	2 44	Saturdays only														3N 34	
Stratford-u-Avon dep	1 52	1 58	2 0	2 05	2 10	2 15	Saturdays only	2 15								2 30		2 38				
Wilmcote	1 58	2 0	2 05	2 10	2 15	2 20	Saturdays only	2 20								2 35		2 38				
Bearley				2 10	2 15	2 20	Saturdays only	2 20													Except Saturdays	
Claverdon				2 15	2 20	2 25	Saturdays only	2 25													Except Saturdays	
Hatton arr	2 9	2 11	2 16	2 21	2 26	2 31	Saturdays only	2 31													Except Saturdays	
Hatton dep				2 21	2 26	2 31	Saturdays only	2 31													Except Saturdays	
Lapworth	2 11	2 16	2 21	2 26	2 31	2 36	Saturdays only	2 36													3 11	
Knowle and Dorridge	2 16	2 21	2 26	2 31	2 36	2 41	Saturdays only	2 41													3 16	
Widney Manor	2 23	2 28	2 33	2 38	2 43	2 48	Saturdays only	2 48													3 23	
Solihull	2 28	2 33	2 38	2 43	2 48	2 53	Saturdays only	2 53													3 28	
Olton	2 32	2 37	2 42	2 47	2 52	2 57	Saturdays only	2 57													3 32	
Acock's Green & S. Yardley	2 34	2 39	2 44	2 49	2 54	2 59	Saturdays only	2 59													3 34	
Wootton Waven Plat							RC and TC to Bournemouth West															
Henley-in-Arden							RC and TC to Bournemouth West															
Danzey, for Tailworth							RC and TC to Bournemouth West															
Wood End							RC and TC to Bournemouth West															
The Lakes Halt							RC and TC to Bournemouth West															
Earlwood Lakes							RC and TC to Bournemouth West															
Grimes Hill & Wythall							RC and TC to Bournemouth West															
Whitlock's End Halt							RC and TC to Bournemouth West															
Shirley							RC and TC to Bournemouth West															
Yardley Wood							RC and TC to Bournemouth West															
Hall Green							RC and TC to Bournemouth West															
Spring Road							RC and TC to Bournemouth West															
Tyseley arr							RC and TC to Bournemouth West															
Tyseley dep							RC and TC to Bournemouth West															
Small Heath & Sparkbrook							RC and TC to Bournemouth West															
Bordesley							RC and TC to Bournemouth West															
Birmingham Moor St. arr							RC and TC to Bournemouth West															
Birmingham Moor St. dep							RC and TC to Bournemouth West															
Snow Hill							RC and TC to Bournemouth West															
Birmingham Snow Hill dp							RC and TC to Bournemouth West															
Hockley							RC and TC to Bournemouth West															
Soho and Winson Green							RC and TC to Bournemouth West															
Handsworth & Smethwick							RC and TC to Bournemouth West															
Smethwick West							RC and TC to Bournemouth West															
Oldbury & Langley Gn.							RC and TC to Bournemouth West															
Rowley Regis & Blackh'th							RC and TC to Bournemouth West															
Old Hill Z [Cradley							RC and TC to Bournemouth West															
Cradley Heath and							RC and TC to Bournemouth West															
Lye							RC and TC to Bournemouth West															
Stourbridge Junc. arr							RC and TC to Bournemouth West															
Stourbridge Junc. dep							RC and TC to Bournemouth West															
Hagley							RC and TC to Bournemouth West															
Churchill & Blakedown							RC and TC to Bournemouth West															
Kidderminster							RC and TC to Bournemouth West															
Bewdley							RC and TC to Bournemouth West															
West Bromwich							RC and TC to Bournemouth West															
Swan Village							RC and TC to Bournemouth West															
Great Bridge South							RC and TC to Bournemouth West															
Dudley arr							RC and TC to Bournemouth West															
Wedgesbury Central							RC and TC to Bournemouth West															
Bilston Central							RC and TC to Bournemouth West															
Priestfield							RC and TC to Bournemouth West															
Wolverhampton (Low Level) arr							RC and TC to Bournemouth West															
Wolverhampton (Low Level) dep							RC and TC to Bournemouth West															
Dunstall Park							RC and TC to Bournemouth West															
Birches and Bilbrook Halt							RC and TC to Bournemouth West															
Codsall							RC and TC to Bournemouth West															
Albrighton							RC and TC to Bournemouth West															
Cosford							RC and TC to Bournemouth West															
Shifnal							RC and TC to Bournemouth West															
Oakengates							RC and TC to Bournemouth West															
New Hadley Halt							RC and TC to Bournemouth West															
Wellington arr							RC and TC to Bournemouth West															

For Notes, see pages 22 and 23

LEAMINGTON SPA, STRATFORD-UPON-AVON, BIRMINGHAM, STOURBRIDGE JUNCTION, KIDDERMINSTER, BEWDLEY, DUDLEY, WOLVERHAMPTON and WELLINGTON

Week Days—continued

	pm	pm	pm	pm	pm	pm	pm	pm	pm	pm	pm	pm	pm	pm	pm	pm	pm	pm	pm	pm	pm	pm	pm	pm	
152 LONDON (Pad.) dep						3 10										3 10									
Leamington Spa Gen. dep	4 32				4 52	5 1										5 0	5 6		5 29					5 40	
Warwick	4 37															5 4	5 10								
Hatton																5 10	5 16								
Hatton																									
Claverdon																									
Bearley																									
Wilmcote																									
Stratford-u-Avon. arr																									
Stratford-u-Avon. dep	4 9																								
Wilmcote	4 15																								
Bearley																									
Claverdon																									
Hatton																									
Hatton																									
Lapworth																									
Knowle and Dorridge																									
Widney Manor																									
Solihull																									
Olton																									
Acock's Green & S. Yardley																									
Wootton Waven Plat.	4 20																								
Henley-in-Arden	4 26																								
Danzey, for Tanworth	4 31																								
Wood End	4 36																								
The Lakes Halt	4 39																								
Earlwood Lakes	4 43																								
Grimes Hill & Wythall	4 46																								
Whitlock's End Halt																									
Shirley	4 52																								
Yardley Wood	4 55																								
Hall Green	4 58																								
Spring Road	5 1																								
Tyseley	5 3																								
Small Heath & Sparkbrook	5 4																								
Bordesley																									
Birmingham Moor St. arr																									
" Snow Hill	5 10	5 14			5 21																				
Birmingham Snow Hill dp	5 12																								
Hockley		5 20	5 23																						
Soho and Winson Green		5 23	5 26																						
Handsworth & Smethwick	5 18		5 30																						
Smethwick West		5 35	5 38																						
Oldbury & Langley Gn.		5 38	5 42																						
Rowley Regis & Blackh'th		5 42	5 45																						
Old Hill Z		5 45	5 48																						
Cradley Heath and Lye		5 48	5 52																						
Stourbridge Junc. arr		5 52	5 55																						
Stourbridge Junc. dep																									
Hagley																									
Churchill & Blakedown																									
Kidderminster																									
Bewdley																									
West Bromwich	5 22																								
Swan Village	5 25																								
Great Bridge South																									
Dudley																									
Wednesbury Central	5 29																								
Bilston Central	5 34																								
Priestfield	5 37																								
Wolverhampton	5 41																								
(Low Level) dep	5 43																								
Dunstall Park	5 46																								
Birches and Bilbrook Halt	5 51																								
Codsall	5 54																								
Albrighton	5 59																								
Cosford	6 3																								
Shifnal	6 9																								
Oakengates	6 16																								
New Hadley Halt	6 19																								
Wellington	arr 6 23																								

For Notes, see pages 22 and 23

**LEAMINGTON SPA, STRATFORD-UPON-AVON, BIRMINGHAM,
STOURBRIDGE JUNCTION, KIDDERMINSTER, BEWDLEY, DUDLEY,
WOLVERHAMPTON and WELLINGTON**

	Week Days—continued															
	pm	pm	pm	pm	pm	pm	pm	pm	pm	pm	pm	pm	pm	pm	pm	pm
152 LONDON (Pad.) dep	3V10	..	4 10
Leamington Spa Gen. dep	5 40	5N45	6 0	6 11	6 30	4R10
Warwick	5 44	5N49	6 4	6N45	..
Hatton	5 50	5N55	6 10	6N49	..
Hatton dep	5N56	6N55	..
Claverdon	6N 0	6N58	..
Bearley	6N 5	7N 7	..
Wilmcote	6N 9	7N11	..
Stratford-u-Avon. arr	6N14	7N16	..
Stratford-u-Avon. dep	5 23	7N21	..
Wilmcote	5 28
Bearley
Claverdon
Hatton
Hatton dep
Lapworth
Knowle and Dorridge
Widney Manor
Solihull
Olton
Acock's Green & S. Yardley
Wootton Waven Plat.	5 34
Henley-in-Arden	5 39
Danzeley, for Tanworth	5 44
Wood End	5 49
The Lakes Halt	5 52
Earlwood Lakes	5 56
Grimes Hill & Wythall	5 59
Whitlock's End Halt	6 0
Shirley	6 0
Yardley Wood	6 0
Hall Green	6 12
Spring Road	6 16
Tyseley	6 18
Small Heath & Sparkbrook	6 19
Bordesley	6 22
Birmingham Moor St.	6 25
Snow Hill	6 28
Birmingham Snow Hill dp	6 32
Hockley	6 35
Soho and Winson Green	6 38
Handsworth & Smethwick	6 42
Smethwick West	6 47
Oldbury & Langley Gn.	6 50
Rowley Regis & Blackh'th	6 54
Old Hill Z [Cradley	6 57
Cradley Heath and	7 0
Lye	7 4
Stourbridge Junc. arr	7 7
Stourbridge Junc. dep
Hagley
Churchill & Blakedown
Kidderminster
Bewdley
West Bromwich
Swan Village
Great Bridge South
Dudley
Wednesbury Central
Bilston Central
Priestfield
Wolverhampton (Low Level)
Dunstall Park
Birches and Bilbrook Halt
Codsall
Albrighton
Cosford
Shifnal
Oakengates
New Hadley Halt
Wellington

For Notes, see pages 22 and 23

**LEAMINGTON SPA, STRATFORD-UPON-AVON, BIRMINGHAM,
STOURBRIDGE JUNCTION, KIDDERMINSTER, BEWDLEY, DUDLEY,
WOLVERHAMPTON and WELLINGTON**

	Week Days—continued																	
	pm	pm	pm	pm	pm	pm	pm	pm	pm	pm	pm	pm	pm	pm	pm	pm	pm	pm
152 LONDON (Pad.) dep															5K10	4R45		
Leamington Spa Gen. dep	7 14														7N45			6 10
Warwick															7N49			8 0
Hatton															7N55			8 16
Hatton dep															7N58			
Claverdon															8N			
Bearley															8N			
Wilmcote															8N12			
Stratford-u-Avon. arr															8N17			
Stratford-u-Avon. dep																		
Wilmcote																		
Bearley																		
Claverdon																		
Hatton																		
Hatton dep																		
Lapworth																		
Knowle and Dorridge																		
Widney Manor																		
Solihull																		
Olcon																		
Acocck's Green & S. Yardley																		
Wootton Waven Plat.																		
Henley-in-Arden																		
Danzeley, for Tanworth																		
Wood End																		
The Lakes Halt																		
Earlswood Lakes																		
Grimes Hill & Wythall																		
Whitlock's End Halt																		
Shirley																		
Yardley Wood																		
Hall Green																		
Spring Road																		
Tyseley																		
Small Heath & Sparkbrook																		
Bordesley																		
Birmingham Moor St. arr																		
Birmingham Moor St. dep																		
Birmingham Snow Hill																		
Birmingham Snow Hill dp																		
Hockley																		
Soho and Winson Green																		
Handsworth & Smethwick																		
Smethwick West																		
Oldbury & Langley Gn.																		
Rowley Regis & Black'th																		
Old Hill Z																		
Cradley Heath and Lye																		
Stourbridge Junc. arr																		
Stourbridge Junc. dep																		
Hagley																		
Churchill & Blakedown																		
Kidderminster																		
Bewdley																		
West Bromwich																		
Swan Village																		
Great bridge South																		
Dudley																		
Wednesbury Central																		
Bilston Central																		
Priestfield																		
Wolverhampton (Low Level)																		
Dunstall Park																		
Birches and Bilbrook Halt																		
Codsall																		
Albrighton																		
Cosford																		
Shifnal																		
O kengates																		
New Hadley Halt																		
Wellington																		

For Notes, see pages 22 and 23

**LEAMINGTON SPA, STRATFORD-UPON-AVON, BIRMINGHAM,
STOURBRIDGE JUNCTION, KIDDERMINSTER, BEWDLEY, DUDLEY,
WOLVERHAMPTON and WELLINGTON**

		Sundays																			
		Sat. night	am	am	am	am	am	am	am	am	am	am	am	am	am	am	am	am	am	am	am
152LONDON (Pad.) dep		12 5
Leamington Spa Gen. dep		3 22	7 30	..	8 30	..	8 45	9 30	9 45	10 30	11 30
Warwick	7 34	..	8 34	..	8 49	9 34	9 49	10 34	11 34
Hatton arr			7 40	..	8 40	..	8 55	9 40	9 55	10 40	11 40
Hatton dep			8 56	..	9 56
Claverdon	9 1	..	10 1
Bearley	9 6	..	10 6
Wilmcote	9 10	..	10 10
Stratford-u-Avon. arr			9 15	..	10 15
Stratford-u-Avon. dep			8 15	9 5	..	9 35	..	10 35
Wilmcote	9 10	Stop	..	9 40	..	10 40
Bearley	9 14
Claverdon	9 21
Hatton arr			9 25
Hatton dep			7 41	..	8 41	9 41	..	10 41	11 41
Lapworth	7 47	..	8 47	..	Stop	9 47	..	10 47	11 47
Knowle and Dorridge	7 52	..	8 52	9 52	..	10 52	11 52
Widney Manor
Solihull	7 58	..	8 58	9 58	..	10 58	11 58
Olton	8 2	..	9 2	10 2	..	11 2	12 2
Acock's Green & S. Yardley			8 4	..	9 4	10 4	..	11 4	12 4
Wootton Waven Plat.	8 25	9 46	..	10 46
Henley-in-Arden	8 33	9 50	..	10 50
Danzey, for Tanworth	8 38	9 56	..	10 56
Wood End	8 42	10 0	..	11 0
The Lakes Halt	10 4	..	11 4
Earlswood Lakes	8 48	10 7	..	11 7
Grimes Hill & Wychall	8 51	10 10	..	11 10
Whitlock's End Halt	10 13	..	11 13
Shirley	8 57	10 16	..	11 16
Yardley Wood	9 0	10 19	..	11 19
Hall Green	9 4	10 23	..	11 23
Spring Road	9 6	10 26	..	11 26
Tyseley arr	TC Paddington to Birkenhead (via Oxford)		6 20	..	7 8	8 6	..	9 6	9 9	..	10 6	10 28	..	11 6	11 28	12 6
Small Heath & Sparkbrook.			6 23	..	7 12	8 10	..	9 7	9 10	..	10 7	10 29	..	11 7	11 29	12 7
Bordesley			6 26	..	7 16	8 13	..	9 7	9 13	..	10 10	10 32	..	11 10	11 32
Birmingham Moor St. arr			9 16	10 13	10 35	..	11 13	11 35	12 13
.. .. . Snow Hill ..		3 55	6 29	..	7 19	8 16	..	9 13	9 19	am	10 16	10 38	..	11 16	11 38	12 16
Birmingham Snow Hill dp		4 10	..	7 07	30 8 5	..	8 55	9 23	..	9 35	9 50	10 23	..	10 55	11 23	12 23
Hockley	7 37	34 8 8	..	8 58	9 58	..	10 58
Soho and Winson Green	7 67	37 8 11	..	9 1	10 1	..	11 1
Handsworth & Smethwick.			..	7 97	41 8 15	..	9 5	9 28	10 5	10 28	..	11 5	11 28
Smethwick West	7 46	8 20	..	9 10	10 10	..	11 10
Oldbury & Langley Gn.	7 50	8 23	..	9 13	10 13	..	11 13
Rowley Regis & Black' th			..	7 54	8 27	..	9 17	10 17	..	11 17
Old Hill Z .. [Cradley			..	7 58	8 30	..	9 20	10 20	..	11 20
Cradley Heath and			..	8 2	8 33	..	9 23	10 23	..	11 23
Lye	8 6	8 37	..	9 27	10 27	..	11 27
Stourbridge Junc. arr			..	8 9	8 40	..	9 30	..	9 56	..	10 30	..	11 30
Stourbridge Junc. dep			..	8 12	8 45	..	9 35	..	10 0	..	10 35	..	11 35
Hagley
Churchill & Blakedown		
Kidderminster	8 21	8 54	..	9 44	..	10 10	..	10 44	..	11 44
.. .. . U			..	8 22	8 55	..	9 45	11 45
Bewdley arr			..	8 30	9 3	..	9 53	11 53
West Bromwich	7 14	9 33	10 33	11 33	..	12 0	12 33
Swan Village
Great Bridge South
Dudley arr			12 10
Wednesbury Central	7 19	9 38	10 38	11 38
Bilston Central	7 23	9 42	10 42	11 42
Priestfield	7 27	9 46	10 46	11 46
Wolverhampton			4 30	7 31	9 50	..	10 15	..	10 50	11 50
(Low Level)			4 40	7 40	9 55	..	10 20	..	10 55	11 55
Dunstall Park
Birches and Bilbrook Halt.			..	7 47	10 2	11 2	12 2	1 2
Codsall	7 49	10 5	11 5	12 5	1 5
Albrighton	7 54	10 10	11 10	12 10	1 10
Cosford			4 52	7 59	10 14	11 14	12 14	1 14
Shifnal	8 6	10 20	11 20	12 20	1 20
Oakengates	8 14	10 27	11 27	12 27	1 27
New Hadley Halt	8 17	10 30	11 30	12 30	1 30
Wellington arr			5 12	8 23	10 34	..	10 49	..	11 34	12 34	1 34

For Notes, see pages 22 and 23

**LEAMINGTON SPA, STRATFORD-UPON-AVON, BIRMINGHAM,
STOURBRIDGE JUNCTION, KIDDERMINSTER, BEWDLEY, DUDLEY,
WOLVERHAMPTON and WELLINGTON**

Sundays—continued

	am	am	pm	pm	pm	pm	am		am	pm	pm	am	pm	am	pm	pm		pm	pm	pm	pm	pm
152 LONDON (Pad.) dep	10 0	..	11 10	11 10	..	11 10	1 10
Leamington Spa Gen. dep	12 30	12 54	1 15	1 30	..	1 45	2 30	..	3 11
Warwick	12 34	1 34	..	1 49	2 34
Hatton	12 40	1 40	..	1 55	2 40
Hatton .. dep	1 56
Claverdon	2 1
Bearley	2 6
Wilmcote	2 10
Stratford-u-Avon. arr	2 15
Stratford-u-Avon. dep	11 25	11 35	..	12 32	12 40	..	1 35
Wilmcote ..	11 30	11 40	12 45
Bearley ..	11 34
Claverdon ..	11 41
Hatton ..	11 45
Hatton .. dep	12 41	1 41	2 41
Lapworth	12 47	1 47	2 47
Knowle and Dorridge	12 52	1 52	2 52
Widney Manor
Solihull	12 58	1 58	2 58
Olton	1 2	2 2	3 2
Acoc's Green & S. Yardley	1 4	2 4	3 4
Wootton Waven Plat.	11 46
Henley-in-Arden	11 50	12 51
Danzey, for Tanworth	11 56	12 55	..	1 49
Wood End ..	12 0	1 5
The Lakes Halt ..	12 4	1 9
Earlwood Lakes ..	12 7	1 12	..	2 2
Grimes Hill & Wythall	12 10	1 15
Whitlock's End Halt	12 13	1 18
Shirley ..	12 16	1 21	..	2 9
Yardley Wood ..	12 19	1 25
Hall Green ..	12 23	1 30	..	2 13
Spring Road ..	12 26	1 34
Tyseley ..	12 28	1 36	..	2 6	2 17
Small Heath & Sparkbrook	12 29	1 37	..	2 7	2 18
Bordesley ..	12 32	1 41	..	2 10
Birmingham Moor St. arr	12 35	1 45	..	2 13
.. Snow Hill ..	12 38	..	1 5	..	1 16	1 26	1 45	1 48	..	2 16	2 24
Birmingham Snow Hill dp	12 55	..	1 10	1 23	1 35	1 53	..	1 55	2 23	2 45	2 55	..	3 23	..	3 50	3 55	4 10
Hockley ..	12 58	..	1 13	1 58	2 48	2 58
Soho and Winson Green	1 1	..	1 16	2 1	2 51	3 1
Handsworth & Smethwick	1 5	..	1 20	1 28	2 5	2 28	..	2 55	3 5
Smethwick West ..	1 10	2 10	3 10
Oldbury & Langley Gn.	1 13	2 13	3 13
Rowley Regis & Blackh'th	1 17	2 17	3 17
Old Hill Z .. [Cradley	1 20	2 20	3 20
Cradley Heath and	1 23	2 23	3 23
Lye ..	1 27	2 27	3 27
Stourbridge Junc. arr	1 30	2 30	3 30
Stourbridge Junc. dep	..	1 35	2 35	3 35
Hagley	2 39	3 39
Churchill & Blakedown
Kidderminster	1 44	2 45	3 45
U ..	1 45	2 46	3 46
Bewdley ..	1 53	2 54	3 54
West Bromwich	1 25	1 33	2 33	3 0
Swan Village
Great Bridge South
Dudley. arr	1 35	3 10
Wednesbury Central	1 38	2 38
Bilston Central	1 42	2 42
Priestfield	1 46	2 46
Wolverhampton	1 50	2 0	2 50
(Low Level) ..	1 55	2 55
Dunstable Park
Birches and Bilbrook Halt	2 2	3 2
Codsall	2 5												

WELLINGTON, WOLVERHAMPTON, DUDLEY, BEWDLEY, KIDDERMINSTER, STOURBRIDGE JUNCTION, BIRMINGHAM, STRATFORD-UPON-AVON and LEAMINGTON SPA

		Week Days																		
		am	night	night	am	am	am	am	am	am	am	am	am	am	am	am	am			
Miles from Dudley	Miles	Wellington	dep		1126															
		New Hadley Halt	dep																	
		Oakengates	dep																	
		Shifnal	dep																	
		Cosford	dep																	
		Albrighton	dep																	
		Codsall	dep																	
		Birches and Bilbrook Halt	dep																	
		Dunstall Park	dep																	
		Wolverhampton (Low Level)	arr		12 0															
		Priestfield	dep	11 55	12 10			5 20		5 40					6 10			6 25		
		Bilston Central	dep					5 28		5 48					6 14			6 29		
		Wednesbury Central	dep					5 33		5 53					6 17			6 32		
		Dudley	dep												6 22			6 37		
		Great Bridge South	dep															6 42		
		Swan Village	dep					5 37		5 57					6 26			6 41		
		West Bromwich	dep					5 42		6 2					6 29			6 44		
		Miles from Bewdley	Miles	bewaley	dep														5 59	
				Kidderminster	arr														6 10	
				Churchill & Blakedown	dep															6 12
				Hagley	dep															6 17
				Stourbridge Junc.	arr															6 21
				Stourbridge Junc.	dep					5 15										6 26
				Lye	dep					5 18										6 30
Cradley Heath and	dep							5 22										6 33		
Old Hill	dep							5 26										6 37		
Rowley Regis & Blk'th.	dep							5 30										6 42		
Oldbury & Langley G'n.	dep							5 33										6 45		
Smethwick West	dep							5 36										6 48		
Handsworth & Smethwick	dep							5 41		5 46								6 51		
Soho and Winson Green	dep							5 44		5 49								6 49		
Hockley	dep							5 46		5 52								6 51		
Birmingham Snow Hill	arr			12 15	12 32			5 49		5 55								6 57		
Birmingham Snow Hill Moor St.	dep			12 30	12 45	1 0	5 20			6 5	6 20				6 40	6 50	7 0			
Bordesley	dep							5 24			6 23				6 43	6 53				
Small Heath & Sparkbrook	dep							5 27			6 27				6 46	6 56				
Tyseley	arr							5 29			6 29				6 48	6 58				
Spring Road	dep							5 30			6 30				6 49	6 59				
Hall Green	dep														6 52					
Yardley Wood	dep														6 54					
Shirley	dep														6 58					
Whitlock's End Halt	dep												7							
Grimes Hill & Wythall	dep																			
Earlswood Lakes	dep																			
The Lakes Halt	dep																			
Wood End	dep																			
Danzey, for Tanworth	dep																			
Henley-in-Arden	dep																			
Wootton Waven Platform	dep																			
Acock's Green & S. Yardley	dep					5 33			6 33				7 7	7 2						
Olton	dep					5 36			6 36				7 7	7 2						
Solihull	dep					5 40			6 40				7 7	7 2						
Widney Manor	dep					5 44			6 44				7 7	7 2						
Knowle and Dorridge	dep					5 46			6 46				7 7	7 2						
Lapworth	dep					5 51			6 51				7 7	7 2						
Hatton	arr					5 57			6 57				7 7	7 2						
Hatton	dep																			
Claverdon	dep																			
Bearley	dep																			
Wilmcote	dep																			
Stratford-u-Avon	arr																			
Stratford-u-Avon	dep																			
Wilmcote	dep																			
Bearley	dep																			
Claverdon	dep																			
Hatton	arr																			
Hatton	dep					5 58			7 0	7 25						7 28				
Warwick	dep					6 4			7 7	7 30						7 34				
Leamington Spa Gen.	arr	12 58	1 13	1 30	6 9			6 32	7 11	7 34						7 38				
152 LONDON (Pad.)	arr		4 5	5 10						10 5						10 5				

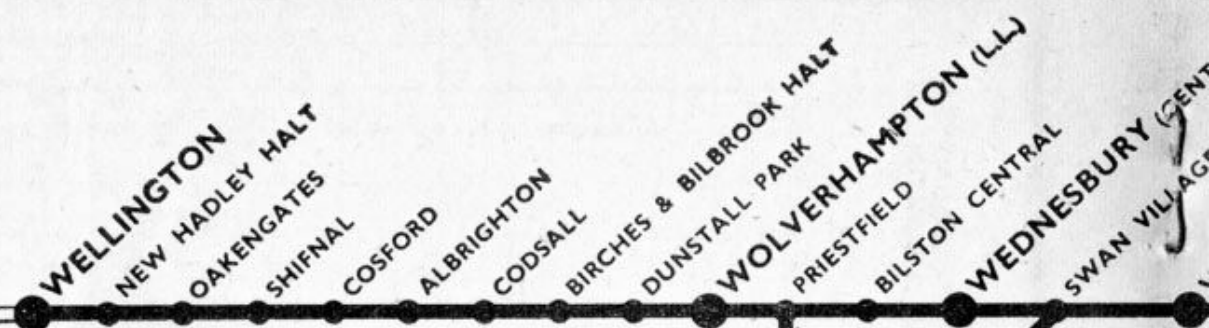
For Notes, see pages 40 and 41

WELLINGTON, WOLVERHAMPTON, DUDLEY, BEWDLEY, KIDDERMINSTER,
STOURBRIDGE JUNCTION, BIRMINGHAM, STRATFORD-UPON-AVON and
LEAMINGTON SPA

	Week Days—continued																			
	am	am	am	am	am	am	am	am	am	am	am	am	am	am	am	am	am	am	am	am
Wellington..... dep																				
New Hadley Halt ..																				
Oakengates																				
Shifnal																				
Cosford																				
Albrighton																				
Codsall																				
Birches and Bilbrook Halt.																				
Dunstall Park																				
Wolverhampton { arr																				
(Low Level) { dep	6 45																			
Priestfield																				
Bilston Central	6 52																			
Wednesbury Central ..	6 58																			
Dudley..... dep		6 36				6 56														
Great Bridge South ..						7 3														
Swan Village						7 6														
West Bromwich	7 5 6					7 10														
Bewdley..... dep																				
Kidderminster { arr																				
W { dep																				
Churchill & Blakedown																				
Hagley.....																				
Stourbridge Junc. arr																				
Stourbridge Junc. dep		6 45																		
Lye .. [Cradley		6 48																		
Cradley Heath and		6 52																		
Old Hill Z		6 56																		
Rowley Regis & Bck'th.		7 0																		
Oldbury & Langley G'n.		7 3																		
Smethwick West		7 6																		
Handsworth & Smethwick.		7 11				7 15														
Soho and Winson Green ..		7 14				7 18														
Hockley		7 16				7 25														
Birmingham Snow Hill ar		7 14				7 28														
Birmingham Snow Hill dp	7 10	7 20																		
Moor St. ..							7 30													
Bordesley	7 13						7 36													
Small Heath & Sparkbrook	7 16						7 39													
Tyseley { arr	7 18						7 41													
{ dep	7 19						7 42													
Spring Road	7 22						7 45													
Hall Green	7 24						7 47													
Yardley Wood	7 28						7 51													
Shirley	7 31						7 54													
Whitlock's End Halt	7 34						7 57													
Grimes Hill & Wythall.	7 37						8 0													
Earlwood Lakes	7 40						8 3													
The Lakes Halt	7 43						8 6													
Wood End	7 47						8 10													
Danzey, for Tanworth.	7 51						8 14													
Henley-in-Arden	7 56						8 19													
WoottonWavenPlatform							8 23													
Acock's Green & S. Yardley																				
Olton																				
Solihull																				
Widney Manor.....																				
Knowle and Dorridge																				
Lapworth																				
Hatton																				
Hatton																				
Claverdon																				
Bearley																				
Wilmcote																				
Stratford-u-Avon. arr																				
Stratford-u-Avon. dep																				
Wilmcote																				
Bearley																				
Claverdon																				
Hatton																				
Hatton																				
Warwick																				
Leamington Spa Gen. arr																				
152LONDON (Pad.) arr																				

For Notes, see pages 40 and 41

To SHREWSBURY, CHESTER
& BIRKENHEAD



WEEKDAYS

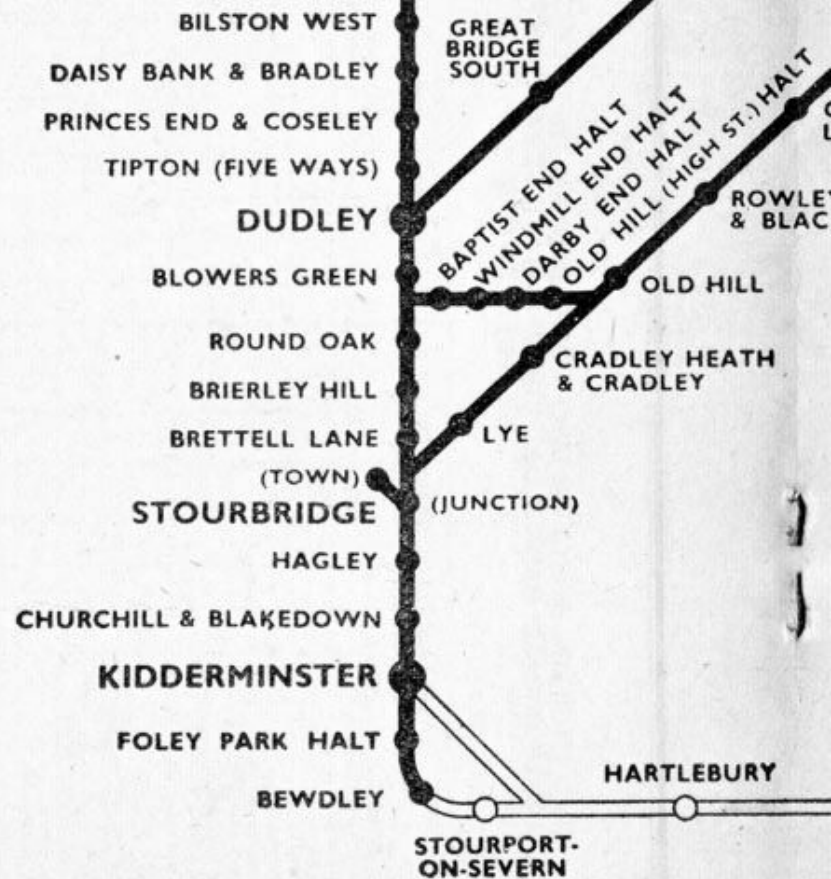
THROUGH SERVICES AT INTERVALS OF APPROXIMATELY 1 HOUR
OVER EACH OF THE FOLLOWING SECTIONS OF LINE

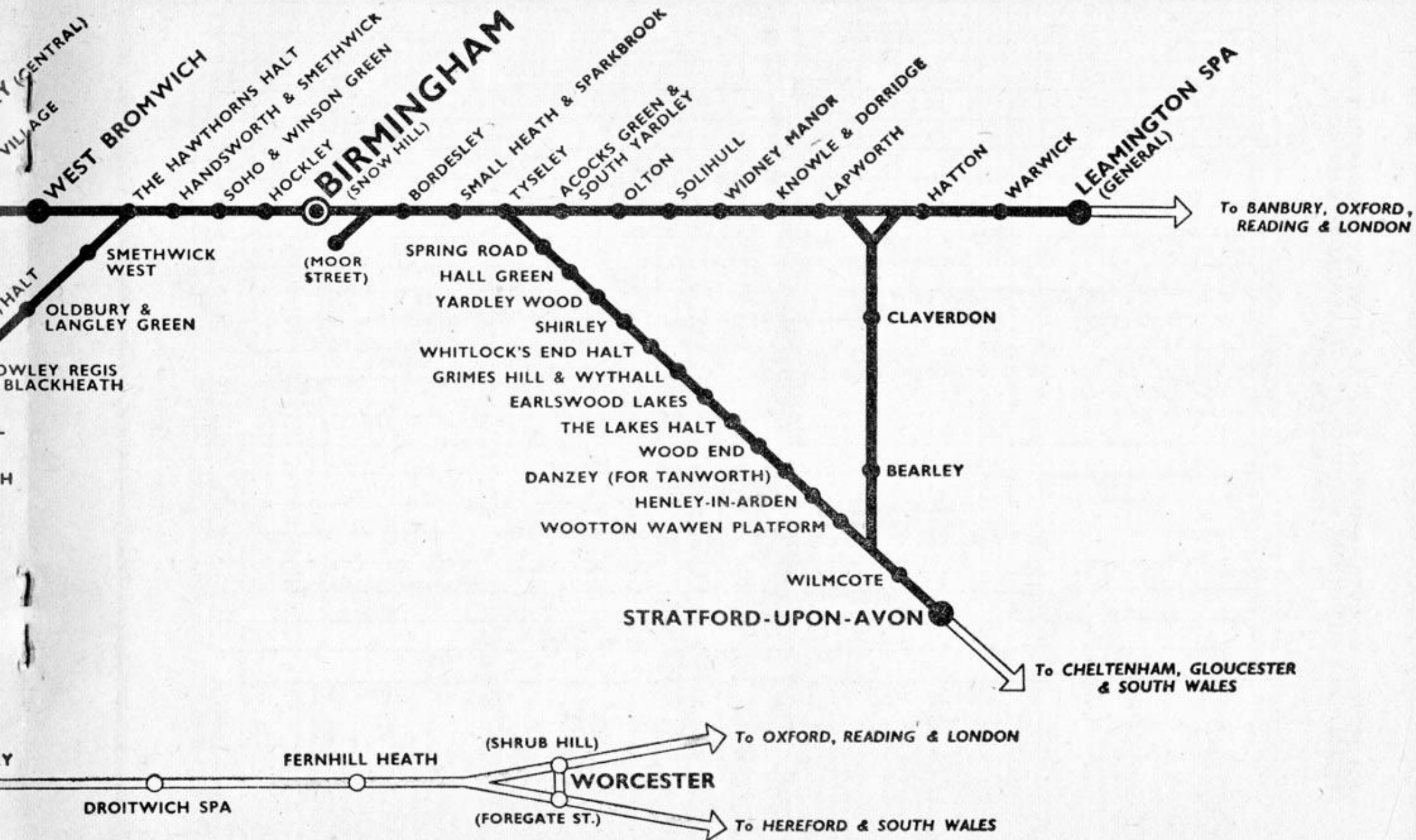
- WELLINGTON - LAPWORTH
- BIRMINGHAM (Moor Street) - LEAMINGTON SPA (General)
- DUDLEY - BIRMINGHAM (Snow Hill)
- BEWDLEY - KIDDERMINSTER - STOURBRIDGE JCN. - BIRMINGHAM (Snow Hill)
- BIRMINGHAM (Moor St.) - HENLEY-IN-ARDEN - STRATFORD-UPON-AVON
- WITH ADDITIONAL FAST AND SEMI-FAST SERVICES
- LEAMINGTON SPA (General) - STRATFORD-UPON-AVON

ADDITIONAL SERVICES DURING PEAK PERIODS

WELLINGTON - LEAMINGTON SPA (General)

Fast services available in each direction by through express trains calling at WELLINGTON, WOLVERHAMPTON (Low Level), BIRMINGHAM (Snow Hill) and LEAMINGTON SPA (General)





WELLINGTON, WOLVERHAMPTON, DUDLEY, BEWDLEY, KIDDERMINSTER, STOURBRIDGE JUNCTION, BIRMINGHAM, STRATFORD-UPON-AVON and LEAMINGTON SPA

		Week Days—continued																			
		am	am	am	am	am	am	am	am	am	am	am	am	am	am	am	am	am	am	am	am
Wellington	dep	6 48																			7 15
New Hadley Halt		6 53																			7 19
Oakengates		7 0																			7 23
Shifnal		7 7																			7 30
Cosford		7 14																			7 35
Albrighton		7 19																			7 39
Codsall		7 25																			7 45
Birches and Bilbrook Halt		7 28																			7 48
Dunstall Park		7 33																			7 53
Wolverhampton	arr	7 37																			7 56
(Low Level)	dep	7 40	7 48																		8 10
Priestfield		7 44																			8 14
Bilston Central		7 47																			8 17
Wednesbury Central		7 52	7 59																		8 22
Dudley	dep			7 39		7 51															8 20
Great Bridge South																					8 27
Swan Village		7 56																			8 26
West Bromwich		8 0	8 8																		8 29
Bewdley	dep					7 28															
Kidderminster	arr					7 37															
W	dep					7 39															
Churchill & Blakedown						7 44															
Hagley						7 48															
Stourbridge Junc.	arr					7 53															
Stourbridge Junc.	dep					7 45															
Lye						7 48															
[Cradley Heath and Old Hill Z						7 54															
Rowley Regis & Blck'th.						8 2															
Oldbury & Langley G'n.						8 5															
Smethwick West						8 8															
Handsworth & Smethwick.		8 4				8 13															
Soho and Winson Green.		8 7				8 16															
Hockley		8 9				8 18															
Birmingham Snow Hill ar		8 12	8 17	8 21		8 31															
Birmingham Snow Hill dp		8 20	8 25	8 30	8 39	8 40															
Moor St.						8 40															
Bordesley		8 23				8 42															
Small Heath & Sparkbrook		8 26				8 44															
Tyseley	arr	8 28																			
	dep	8 29																			
Spring Road																					
Hall Green																					
Yardley Wood																					
Shirley																					
Whitlock's End Halt																					
Grimes Hill & Wythall.																					
Earlwood Lakes																					
The Lakes Halt																					
Wood End																					
Danzey, for Tanworth.																					
Henley-in-Arden																					
WoottonWawenPlatform																					
Acoc's Green & S. Yardley		8 32																			
Olton		8 35																			
Solihull		8 39																			
Widney Manor		8 43																			
Knowle and Dorridge		8 47																			
Lapworth																					
Hatton	arr																				
Hatton	dep																				
Claverdon																					
Bearley																					
Wilmcote																					
Stratford-u-Avon.	arr			9 3																	
Stratford-u-Avon.	dep																				
Wilmcote																					
Bearley																					
Claverdon																					
Hatton	arr																				
Hatton	dep																				
Warwick																					
Leamington Spa Gen.	arr					9 7															
15 LONDON (Pad.)	arr																				

For Notes, see pages 40 and 41

**WELLINGTON, WOLVERHAMPTON, DUDLEY, BEWDLEY, KIDDERMINSTER,
STOURBRIDGE JUNCTION, BIRMINGHAM, STRATFORD-UPON-AVON and
LEAMINGTON SPA**

Week Days—continued

	am	am	am	am	am	am	am	am	am	am	am	am	am	am	am	am	am	am	am	am
Wellington dep										8 25		8 32	8 54							
New Hadley Halt										8 29		8 36								
Oakengates										8 33		8 40								
Shifnal										8 40		8 47								
Cosford		8 21								8 45		8 52	9 10							
Albrighton		8 25								8 49		8 56								
Codsall		8 33								8 55		9 2								
Birches and Bilbrook Halt		8 36								8 58		9 5								
Dunstall Park		8 42								9 3		9 10								
Wolverhampton (Low Level) arr		8 45								9 6		9 13	9 27							
Priestfield dep								8 55	9 0	9 10	9 25	9 17	9 35				9 40			
Bilston Central								9 2	9 6	9 14		9 21					9 44			
Wednesbury Central								9 9	9 12	9 22		9 29					9 52			
Dudley dep	8 55																			10 0
Great Bridge South	9 2																			10 7
Swan Village	9 5									9 26		9 33					9 56			10 10
West Bromwich	9 9								9 17	9 29		9 36					9 59			10 14
Bewdley dep		Stop																		
Kidderminster W arr																				
Churchill & Blakedown					8 36	8 53											9 25			
Hagley					8 42															
Stourbridge Junc. arr					8 46												9 34			
Stourbridge Junc. dep		am			8 50	9 3											9 38			
Lye [Cradley]		8 45			8 48	9 6											9 42			
Cradley Heath and Old Hill Z		8 52			8 56															
Rowley Regis & Bick'th.		8 56			9 0															
Oldbury & Langley G'n.		9 3			9 7															
Smethwick West		9 6			9 11															
Handsworth & Smethwick.	9 14	9 11	9 19		9 19			9 23		9 34		9 41					10 4			10 19
Soho and Winson Green		9 14								9 36		9 43					10 6			
Hockley		9 16								9 39		9 46					10 9			
Birmingham Snow Hill ar	9 21	9 21	9 25		9 29	9 31	9 29		9 32	9 42	9 45	9 49	9 55	10 7			10 12			10 25
Birmingham Snow Hill dp Moor St.	Stop	9 23		9 28			9 40		9 40	9 53	9 50	9 53	10 0	Stop	10 10		10 20			
Bordesley		9 26								9 56		9 59								
Small Heath & Sparkbrook		9 29								9 59		10 1								
Tyseley arr		9 31								10 1		10 1								10 24
Tyseley dep		9 32								10 2		10 2								10 25
Spring Road																				
Hall Green																				
Yardley Wood																				
Shirley																				
Whitlock's End Halt																				
Grimes Hill & Wythall																				
Earlwood Lakes																				
The Lakes Halt																				
Wood End																				
Danzey, for Tanworth																				
Henley-in-Arden																				
Wootton Wawen Platform																				
Acock's Green & S. Yardley		9 35								10 5		10 8								10 28
Olton		9 38								10 8		10 8								10 31
Solihull		9 42								10 12		10 12								10 35
Widney Manor		9 46								10 16		10 16								
Knowle and Dorridge		9 50								10 20		10 20								10 40
Lapworth		9 55								10 24		10 24								10 45
Hatton arr		10E 0																		10E 50
Hatton dep																				
Claverdon																				
Bearley																				
Wilmcote																				
Stratford-u-Avon arr	am						1018		1016											
Stratford-u-Avon dep	9N23																			
Wilmcote	9N28																			
Bearley	9N34																			
Claverdon	9N41																			
Hatton arr	9N45																			
Hatton dep	9N46	10E 1																		
Warwick	9N52	10E 7																		
Leamington Spa Gen. arr	9N58	10E 11			9 54															
152 LONDON (Pad.) arr	12R21	12U21																		

For Notes, see pages 40 and 41

WELLINGTON, WOLVERHAMPTON, DUDLEY, BEWDLEY, KIDDERMINSTER, STOURBRIDGE JUNCTION, BIRMINGHAM, STRATFORD-UPON-AVON and LEAMINGTON SPA

		Week Days—continued																	
		am	am	am	am	am	am	am	am	am	am	am	am	am	am	am	am	am	am
Wellington	dep	9 25		9 49															1025
New Hadley Halt		9 29																	1029
Oakengates		9 33																	1033
Shifnal		9 40																	1040
Cosford		9 45																	1045
Albrighton		9 49																	1049
Codsall		9 55																	1055
Birches and Bilbrook Halt		9 58																	1058
Dunstall Park		10 3																	1058
Wolverhampton (Low Level)	arr	10 6		1018															11 3
	dep	1010		1022				1035											11 6
Priestfield																			11 10
Bilston Central		1015																	11 15
Wednesbury Central		1020						1044											11 20
Dudley	dep																		11 0
Great Bridge South																			11 7
Swan Village																			11 10
West Bromwich		1025						1052											11 14
Bewdley	dep																		11 7
Kidderminster W	arr																		11 7
Churchill & Blakedown	dep	9 42																	1013
Hagley		9 47																	1013
Stourbridge Junc.	arr	9 51																	1013
Stourbridge Junc.	dep	9 56																	1013
Lye		9 57																	1033
Cradley Heath and Old Hill Z		10 0																	1033
Rowley Regis & Blk'th.		10 4																	1033
Oldbury & Langley G'n		10 8																	1033
Smethwick West		1012																	1033
Handsworth & Smethwick		1015																	1033
Soho and Winson Green		1018																	1033
Hockley		1028																	1033
Birmingham Snow Hill	arr	1031	1033																1033
Birmingham Snow Hill	dp			1040	1048	1053	1055	1058	1110										1116
Bordesley						1056		11 1											1116
Small Heath & Sparkbrook						1059		11 4											1116
Tyseley	arr					11 2		11 6											1116
	dep					11 2		11 7											1116
Spring Road																			1116
Hall Green																			1116
Yardley Wood																			1116
Shirley																			1116
Whitlock's End Halt																			1116
Grimes Hill & Wychall																			1116
Earlswood Lakes																			1116
The Lakes Halt																			1116
Wood End																			1116
Danzey, for Tanworth																			1116
Henley-in-Arden																			1116
Wootton Waven Platform																			1116
Acoc's Green & S. Yardley																			1116
Olton																			1116
Solihull																			1116
Widney Manor																			1116
Knowle and Dorridge																			1116
Lapworth																			1116
Hatton	arr																		1116
Hatton	dep																		1116
Claverdon																			1116
Bearley																			1116
Wilmcote																			1116
Stratford-u-Avon	arr																		1116
Stratford-u-Avon	dep																		1116
Wilmcote																			1116
Bearley																			1116
Claverdon																			1116
Hatton	arr																		1116
Hatton	dep																		1116
Warwick																			1116
Leamington Spa Gen.	arr			11 7	1117														1116
152LONDON (Pad.)	arr																		2K15

For Notes, see pages 40 and 41

**WELLINGTON, WOLVERHAMPTON, DUDLEY, BEWDLEY, KIDDERMINSTER,
STOURBRIDGE JUNCTION, BIRMINGHAM, STRATFORD-UPON-AVON and
LEAMINGTON SPA**

Week Days—continued

	pm	am	pm	pm	pm	am	pm	pm	am	pm	pm	noon	pm	pm	pm	am	pm	am	pm	pm	pm	am		
Wellington dep	11 0																					11 25	11 38	
New Hadley Halt																							11 29	
Oakengates																							11 33	
Shifnal																							11 40	
Cosford																							11 45	
Albrighton																							11 49	
Codsall																							11 55	
Birches and Bilbrook Halt																							11 58	
Dunstall Park																							12 3	
Wolverhampton (Low Level) { arr	11 29																						12 6	12 13
{ dep	11 36								11 55														12 10	12 20
Priestfield																							12 15	
Bilston Central																							12 20	
Wednesbury Central																								
Dudley dep																								
Great Bridge South																								
Swan Village																								
West Bromwich																								
Bewdley																								
Kidderminster { dep																								
{ arr																								
W																								
Churchill & Blakedown																								
Hagley																								
Stourbridge Junc. arr																								
Stourbridge Junc. dep																								
Lye [Cradley																								
Cradley Heath and																								
Old Hill Z																								
Rowley Regis & Bick'th.																								
Oldbury & Langley G'n.																								
Smethwick West																								
Handsworth & Smethwick																								
Soho and Winson Green																								
Hockley																								
Birmingham Snow Hill ar	11 56																							
Birmingham Snow Hill dp	12 0																							
Moor St.																								
Bordesley																								
Small Heath & Sparkbrook																								
Tyseley { arr																								
{ dep																								
Spring Road																								
Hall Green																								
Yardley Wood																								
Shirley																								
Whitlock's End Halt																								
Grimes Hill & Wythall																								
Earlwood Lakes																								
The Lakes Halt																								
Wood End																								
Danzey, for Tanworth																								
Henley-in-Arden																								
WoottonWawenPlatform																								
Acock's Green & S. Yardley																								
Olton																								
Solihull																								
Widney Manor																								
Knowle and Dorridge																								
Lapworth																								
Hatton arr																								
Hatton dep	12 16																							
Claverdon	12 20																							
Bearley	12 25																							
Wilcote	12 29																							
Stratford-u-Avon arr	12 34																							
Stratford-u-Avon dep		12 9																						
Wilcote																								
Bearley																								
Claverdon																								
Hatton arr																								
Hatton dep																								
Warwick																								
Leamington Spa Gen. arr	12 24																							
152 LONDON (Pad.) arr	2K153J20																							

Saturdays only. Runs 29th June to 24th August inclusive

TC Birkenhead to Bournemouth Central

TC Birkenhead to Bournemouth Central

For continuation, see Knowle and Dorridge depart 12 58 pm

RC and TC Birkenhead to Bournemouth West

RC and TC to Cardiff

RC and TC to Cardiff

For Notes, see pages 40 and 41

WELLINGTON, WOLVERHAMPTON, DUDLEY, BEWDLEY, KIDDERMINSTER, STOURBRIDGE JUNCTION, BIRMINGHAM, STRATFORD-UPON-AVON and LEAMINGTON SPA

		Week Days—continued																				
		pm	pm	pm	pm	pm	pm	pm	pm	pm	pm	pm	pm	pm	pm	pm	pm	pm	pm	pm	pm	pm
Wellington dep																						
New Hadley Halt ..																						
Oakengates																						
Shifnal																						
Cosford																						
Albrighton																						
Codsall																						
Birches and Bilbrook Halt.																						
Dunstable Park																						
Wolverhampton { arr																						
(Low Level) { dep																						
Priestfield																						
Bilston Central																						
Wednesbury Central ..																						
Dudley dep																						
Great Bridge South ..																						
Swan Village																						
West Bromwich																						
Bewdley..... dep																						
Kidderminster { dep																						
W { arr																						
Churchill & Blakedown																						
Hagley																						
Stourbridge Junc. arr																						
Stourbridge Junc. dep																						
Lye																						
[Cradley																						
Cradley Heath and																						
Old Hill Z																						
Rowley Regis & B'ck'th.																						
Oldbury & Langley G'n.																						
Smethwick West																						
Handsworth & Smethwick.																						
Soho and Winson Green..																						
Hockley																						
Birmingham Snow Hill ar																						
Birmingham Snow Hill dp																						
Moor St. ..																						
Bordesley																						
Small Heath & Sparkbrook																						
Tyseley																						
Spring Road																						
Hall Green																						
Yardley Wood																						
Shirley																						
Whitlock's End Halt ..																						
Grimes Hill & Wythall..																						
Earlswold Lakes																						
The Lakes Halt																						
Wood End																						
Danzey, for Tanworth.																						
Henley-in-Arden																						
WoottonWawenPlatform																						
Acock's Green & S. Yardley																						
Olton																						
Solihull																						
Widney Manor																						
Knowle and Dorridge ..																						
Lapworth																						
Hatton																						
Hatton																						
Claverdon																						
Bearley																						
Wilmcote																						
Stratford-u-Avon. arr																						
Stratford-u-Avon. dep																						
Wilmcote																						
Bearley																						
Claverdon																						
Hatton																						
Hatton																						
Warwick																						
Leamington Spa Gen. arr																						
152 LONDON (Pad.) arr																						

For Notes, see pages 40 and 41

**WELLINGTON, WOLVERHAMPTON, DUDLEY, BEWDLEY, KIDDERMINSTER,
STOURBRIDGE JUNCTION, BIRMINGHAM, STRATFORD-UPON-AVON and
LEAMINGTON SPA**

		Week Days—continued																	
		pm	pm	pm	pm	pm	pm	pm	pm	pm	pm	pm	pm	pm	pm	pm	pm	pm	pm
Wellington	dep				1 25	1 25													
New Hadley Halt					1 29	1 29													
Oakengates					1 33	1 33													
Shifnal					1 40	1 40													
Cosford		1 9			1 45	1 45													
Albrighton					1 49	1 49													
Codsall					1 55	1 55													
Birches and Bilbrook Halt					1 58	1 58													
Dunstall Park					2 3	2 3													
Wolverhampton	arr	1 52			2 6	2 6													
(Low Level)	dep	2 0			2 10	2 10													
Priestfield	Stop	2 4			2 14	2 14													
Bilston Central		2 8			2 17	2 17													
Wednesbury Central		2 13			2 22	2 22													
Dudley	dep																		
Great Bridge South																			
Swan Village		2 17			2 26	2 26													
West Bromwich	pm	2 22			2 29	2 29													
Bewdley	dep	3 0																	
Kidderminster	arr	1 40																	
W	dep	1 42																	
Churchill & Blakedown		1 47																	
Hagley		1 51																	
Stourbridge Junc.	arr	1 56																	
Stourbridge Junc.	dep	1 57																	
Lye		2 0																	
Cradley Heath and		2 4																	
Old Hill Z		2 8																	
Rowley Regis & Bick'th.		2 11																	
Oldbury & Langley G'n.		2 15																	
Smethwick West		2 18																	
Handsworth & Smethwick		2 23	2 26		2 34	2 34													
Soho and Winson Green		2 26	2 29		2 36	2 36													
Hockley		2 28	2 32		2 39	2 39													
Birmingham Snow Hill	arr	2 31	2 35		2 42	2 42													
Birmingham Snow Hill	dp																		
Moor St.	Stop				2 40	2 40													
Bordesley			2 43		2 48	2 48													
Small Heath & Sparkbrook			2 46		2 51	2 51													
Tyseley	arr		2 48		2 53	2 53													
	dep		2 49		2 54	2 54													
Spring Road			2 52		2 57	2 57													
Hall Green			2 54		2 59	2 59													
Yardley Wood			2 58		3 3	3 3													
Shirley			3 0		3 5	3 5													
Whitlock's End Halt			3 4		3 9	3 9													
Grimes Hill & Wythall			3 7		3 12	3 12													
Earlswood Lakes			3 10		3 15	3 15													
The Lakes Halt			3 13		3 18	3 18													
Wood End			3 17		3 22	3 22													
Danzey, for Tanworth			3 21		3 26	3 26													
Henley-in-Arden			3 27		3 32	3 32													
WoottonWawenPlatform			3 31		3 36	3 36													
Acoc's Green & S. Yardley					3 2	3 2													
Olton					3 9	3 9													
Solihull					3 13	3 13													
Widney Manor					3 17	3 17													
Knowle and Dorridge					3 21	3 21													
Lapworth																			
Hatton	arr																		
Hatton	dep	3 21																	
Claverdon		3 25																	
Bearley		3 30																	
Wilmcote		3 34																	
Stratford-u-Avon	arr	3 38																	
Stratford-u-Avon	dep																		
Wilmcote																			
Bearley																			
Claverdon																			
Hatton	arr																		
Hatton	dep																		
Warwick																			
Leamington Spa Gen.	arr																		
15 LONDON (Pad.)	arr																		

For Notes, see pages 40 and 41

WELLINGTON, WOLVERHAMPTON, DUDLEY, BEWDLEY, KIDDERMINSTER, STOURBRIDGE JUNCTION, BIRMINGHAM, STRATFORD-UPON-AVON and LEAMINGTON SPA

Week Days—continued

	pm	pm	pm	pm	pm	pm	pm	pm	pm	pm	pm	pm	pm	pm	pm	pm	pm	pm	pm	pm	pm	pm	pm
Wellington dep										3 20	3 25												3 47
New Hadley Halt										24 3	29												3 54
Oakengates										28 3	33												3 59
Shifnal										35 3	40												4 8
Cosford										40 3	45												4 16
Albrighton										44 3	49												4 21
Codsall										50 3	55												4 30
Birches and Bilbrook Halt										53 3	58												4 33
Dunstall Park										58 4	3												4 39
Wolverhampton (Low Level)										4 14	6												4 42
Priestfield										4 14	10 12												4 40
Bilston Central										4 17	18												4 44
Wednesbury Central										4 22	4 24												4 47
Dudley dep																							4 52
Great Bridge South																							4 56
Swan Village																							4 59
West Bromwich																							5 0
Bewdley dep																							5 8
Kidderminster W																							5 12
Churchill & Blakedown																							5 17
Hagley																							5 20
Stourbridge Junc. arr																							5 24
Stourbridge Junc. dep																							5 29
Lye [Cradley																							5 33
Cradley Heath and																							5 36
Old Hill Z																							5 39
Rowley Regis & Bick'th.																							5 42
Oldbury & Langley G'n.																							5 45
Smethwick West																							5 48
Handsworth & Smethwick.																							5 52
Soho and Winson Green																							5 56
Hockley																							6 0
Birmingham Snow Hill ar																							6 9
Birmingham Snow Hill dp	4 8																						6 12
Moor St.																							6 15
Bordesley																							6 18
Small Heath & Sparkbrook																							6 21
Tyseley																							6 24
Spring Road																							6 27
Hall Green																							6 29
Yardley Wood																							6 33
Shirley																							6 36
Whitlock's End Halt																							6 39
Grimes Hill & Wythall																							6 42
Earlwood Lakes																							6 45
The Lakes Halt																							6 48
Wood End																							6 51
Danzey, for Tanworth																							6 54
Henley-in-Arden																							6 56
WoottonWawenPlatform																							7 0
Acoc's Green & S. Yardley																							7 3
Olton																							7 5
Solihull																							7 8
Widney Manor																							7 11
Knowle and Dorridge																							7 14
Lapworth																							7 17
Hatton arr	4 29																						7 21
Hatton dep																							7 24
Claverdon																							7 27
Bearley																							7 30
Wilmcote																							7 33
Stratford-u-Avon. arr																							7 36
Stratford-u-Avon. dep																							7 39
Wilmcote																							7 42
Bearley																							7 45
Claverdon																							7 48
Hatton arr																							7 51
Hatton dep	4 30																						7 54
Warwick	4 38																						7 57
Leamington Spa Gen. arr	4 42																						8 0
152 LONDON (Pad.) arr	6P35																						7U15

For Notes, see pages 40 and 41

**WELLINGTON, WOLVERHAMPTON, DUDLEY, BEWDLEY, KIDDERMINSTER,
STOURBRIDGE JUNCTION, BIRMINGHAM, STRATFORD-UPON-AVON and
LEAMINGTON SPA**

Week Days—continued

	pm	pm	pm	pm	pm	pm	pm	pm	pm	pm	pm	pm	pm	pm	pm	pm	pm	pm	pm	pm	pm	pm	
Wellington dep	4 18				4 25										4 52								5 10 5 24
New Hadley Halt					4 29																		5 14
Oakengates					4 33																		5 18
Shinall					4 40																		5 25
Cosford					4 45																		5 30
Albrighton					4 49																		5 34
Codsall					4 55																		5 40
Birches and Bilbrook Halt					4 58																		5 43
Dunstall Park					5 3																		5 48
Wolverhampton { arr	4 56				5 6										5 24								5 51 5 57
(Low Level) { dep	5 2				5 10					5 20					5 33								6 2
Priestfield																							6 8
Bilston Central					5 15																		6 14
Wednesbury Central					5 20																		6 14
Dudley dep					5 8																		6 8
Great Bridge South					5 15																		6 14
Swan Village					5 18																		6 14
West Bromwich					5 25					5 34													6 20
Bewdley dep																							6 20
Kidderminster { dep																							6 20
W { arr																							6 20
Churchill & Blakedown																							6 20
Hagley																							6 20
Stourbridge Junc. arr																							6 20
Stourbridge Junc. dep																							6 20
Lye [Cradley																							6 20
Cradley Heath and																							6 20
Old Hill Z																							6 20
Rowley Regis & Blck'th.																							6 20
Oldbury & Langley G'n.																							6 20
Smethwick West																							6 20
Handsworth & Smethwick																							6 20
Soho and Winson Green																							6 20
Hockley																							6 20
Birmingham Snow Hill ar	5 23				5 36					5 46					5 53								6 31
Birmingham Snow Hill dp					5 31					5 46					5 53								6 31
Moore St. " 5 20					5 30					5 45					5 50								6 30
Bordesley " 5 23					5 33					5 48					5 53								6 28
Small Heath & Sparkbrook					5 35					5 50					5 56								6 31
Tyseley { arr					5 36					5 51					5 58								6 33
{ dep					5 36					5 51					5 58								6 34
Spring Road					5 39					5 58					6 2								6 37
Hall Green					5 42					6 1					6 5								6 40
Yardley Wood					5 45					6 4					6 8								6 44
Shirley					5 48					6 8					6 12								6 48
Whitlock's End Halt					5 50					6 10					6 14								6 52
Grimes Hill & Wythall					5 53					6 13					6 17								6 57
Earlwood Lakes					5 56					6 16					6 20								7 2
The Lakes Halt					5 59					6 19					6 23								7 6
Wood End					6 0					6 22					6 26								7 10
Danley, for Tanworth					6 1					6 25					6 29								7 14
Henley-in-Arden					6 17					6 33					6 37								7 18
WoottonWawenPlatform					6 22					6 37					6 43								7 22
Acoc's Green & S. Yardley	5 28				5 51					6 6					6 15								6 37
Olton	5 31				5 55					6 10					6 19								6 40
Solihull	5 35				6 0					6 14					6 23								6 44
Widney Manor					6 4					6 18					6 27								6 48
Knowle and Dorridge	5 40				6 6					6 17					6 31								6 52
Lapworth	5 45				6 8					6 21					6 36								6 57
Hatton arr	5 50				6 12					6 25					6 43								7 2
Hatton dep					5 56					6 29					6 47								7 6
Claverdon					6 0					6 33					6 51								7 10
Bearley					6 9					6 38					6 56								7 14
Wilmcote					6 14					6 43					7 0								7 18
Stratford-u-Avon. arr					6 14					6 34					6 48								7 22
Stratford-u-Avon. dep					5 41					6 34					6 48								7 26
Wilmcote					5 47					6 44					7 0								7 30
Bearley					5 51					6 54					7 10								7 34
Claverdon					5 56					7 0					7 16								7 38
Hatton arr					6 0					7 11					7 21								7 42
Hatton dep	5 51				6 1					7 12					7 22								7 46
Warwick	5 57				6 8					7 19					7 29								7 50
Leamington Spa Gen. arr	6 1				6 12					7 24					7 34								7 54
IS2 LONDON (Pad.) arr	8 35				8 35					8 20					8 35								8 20

For Notes, see pages 40 and 41

**WELLINGTON, WOLVERHAMPTON, DUDLEY, BEWDLEY, KIDDERMINSTER,
STOURBRIDGE JUNCTION, BIRMINGHAM, STRATFORD-UPON-AVON and
LEAMINGTON SPA**

		Week Days—continued																						
		pm	pm	pm	pm	pm	pm	pm	pm	pm	pm	pm	pm	pm	pm	pm	pm	pm	pm	pm	night	night		
Wellington	dep									8 25											9 25	10 30	1036	1126
New Hadley Halt										8 29											9 29		1040	
Oakengates										8 33											9 33	10 38	1044	
Shifnal										8 40											9 40	10 44	1051	
Cosford										8 45											9 45	10 50	1056	
Albrighton										8 49											9 49	10 54	11 0	
Codsall										8 55											9 55			
Birches and Bilbrook Halt										8 58											9 58			
Dunstall Park										9 3											10 3			
Wolverhampton (Low Level)	arr									9 6											10 6			12 0
Priestfield	dep									9 10											10 10	1040		12 10
Bilston Central										9 14											9 59	1015	1048	
Wednesbury Central										9 17											10 7	1020	1056	
Dudley	dep									9 22											10 7			
Great Bridge South										9 0											10 0			
Swan Village										9 7											10 7			
West Bromwich										9 10											10 10			
Bewdley	dep									9 14											10 14	1017	1027	
Kidderminster W	arr									8N33											9S30			
Churchill & Blakedown	dep									8N42											9S40			
Hagley										8N44											9 42	1013		
Stourbridge Junc.	arr									8 35											9 47	1020		
Stourbridge Junc. dep										8 45											9 51	1025		
Lye [Cradley Heath and Old Hill Z]	dep									8 48											9 56	1029		
Rowley Regis & Bick'th.										8 57											9 57	1035		
Oldbury & Langley G'n.										Stop											10 0	1039		
Smethwick West										9 0											10 4	1044		
Handsworth & Smethwick.										9 8											10 8	1049		
Soho and Winson Green										9 12											10 12	1054		
Hockley										9 15											10 15	1057		
Birmingham Snow Hill ar										9 18											10 18	1061		
Birmingham Snow Hill dp										9 19											10 19	1023	1024	
Moor St.										9 23	9 34										10 23	1032	1032	
Bordesley										9 26	9 36										10 26	1036	1036	
Small Heath & Sparkbrook										9 28	9 39										10 28	1038	1038	
Tyseley	arr									9 31	9 42										10 31	1041	1041	
Tyseley	dep									9 35	9 46										10 35	1045	1045	
Spring Road										9 53	10 10	1020									10 42	1052	1052	
Hall Green										9 56	10 13										10 44	1054	1054	
Yardley Wood										9 59	10 16										10 46	1056	1056	
Shirley										10 1	10 18	1025									10 48	1058	1058	
Whitlock's End Halt										10 2	10 19	1026									10 49	1059	1059	
Grimes Hill & Wythall										10 22											10 52			
Earlswood Lakes										10 25											10 55			
The Lakes Halt										10 28											10 58			
Wood End										10 35											11 0			
Danzey, for Tanworth										10 38											11 3			
Henley-in-Arden										10 41											11 6			
WoottonWavenPlatform										10 44											11 9			
Acock's Green & S. Yardley										10 47											11 12			
Olton										10 51											11 15			
Solihull										10 8											11 18			
Widney Manor										10 12											11 22			
Knowle and Dorridge										10 16											11 26			
Lapworth										10 21											11 30			
Hatton	arr									10 24											11 34			
Hatton	dep									9 57											10 57			
Claverdon										10 2											11 2			
Bearley										10 7											11 7			
Wilmcote										10 11											11 11			
Stratford-u-Avon	arr									10 16											11 16			
Stratford-u-Avon	dep									10 16											11 16			
Wilmcote										10 45											11 15			
Bearley										10 51											11 21			
Claverdon										10 55											11 25			
Hatton	arr									11 1											11 31			
Hatton	dep									11 6											11 36			
Warwick										11 7											11 37			
Leamington Spa Gen.	arr									11 13											11 41			
Leamington Spa Gen.	dep									11 17											11 45			
LONDON (Pad.)	arr									10 1											12 50			
LONDON (Pad.)	dep									11 1											12 50			
LONDON (Pad.)	arr									11 1											12 50			
LONDON (Pad.)	dep									11 1											12 50			

For Notes, see pages 40 and 41

WELLINGTON, WOLVERHAMPTON, DUDLEY, BEWDLEY, KIDDERMINSTER, STOURBRIDGE JUNCTION, BIRMINGHAM, STRATFORD-UPON-AVON and LEAMINGTON SPA

Sundays

	night	am	am	am	am	am	am	am	am	am	am	am	am	am	am	am	am	am	am	am	am	am		
Wellington dep	1126																						10 0	
New Hadley Halt ..																								10 4
Oakengates ..																								10 9
Shifnal ..																								1015
Cosford ..																								1021
Albrighton ..																								1025
Codsall ..																								1031
Eirches and Bilbrook Halt.																								1033
Dunstall Park ..																								
Wolverhampton { arr	12 0																							1040
(Low Level) { dep	1210																							1045
Priestfield ..																								1049
Bilston Central ..																								1052
Wednesbury Central ..																								1057
Dudley dep																								
Great Bridge South ..																								
Swan Village ..																								
West Bromwich ..																								11 3
Bewdley..... dep																								9 56
Kidderminster { dep																								10 5
W { dep																								10 7
Churchill & Blakedown																								
Hagley ..																								
Stourbridge Junc. arr																								1018
Stourbridge Junc. dep																								1020
Lye .. (Cradley																								1023
Cradley Heath and																								1027
Old Hill Z ..																								1031
Rowley Regis & Blck'th.																								1035
Oldbury & Langley G'n.																								1038
Smethwick West ..																								1041
Handsworth & Smethwick.																								1046
Soho and Winson Green ..																								1049
Hockley ..																								1051
Birmingham Snow Hill ar	1232																							1054
Birmingham Snow Hill dp	07 10	07 30	7 45	8 0	8 20																			11 5
Moore St. ..																								1120
Bordesley ..	7 14		7 48	8 3	8 23																			11 8
Small Heath & Sparkbrook	7 18		7 51	8 6	8 26																			1111
Tyseley .. { arr	7 20		7 53	8 8	8 28																			1113
{ dep	7 22		7 54	8 9	8 30																			1130
Spring Road ..	7 25		8 12																					1117
Hall Green ..	7 28		8 14																					1119
Yardley Wood ..	7 32		8 18																					1123
Shirley ..	7 36		8 21																					1126
Whitlock's End Halt ..																								1129
Grimes Hill & Wychall ..																								1132
Earlwood Lakes ..	7 42		8 27																					1135
The Lakes Halt ..																								1138
Wood End ..	7 47		8 32																					1142
Danzey, for Tanworth ..	7 51		8 36																					1146
Henley-in-Arden ..	7 58		8 41																					1151
WoottonWawenPlatform ..	8 2		8 45																					1155
Acock's Green & S. Yardley			7 57		8 33																			1133
Olton ..			8 0		8 36																			1136
Solihull ..			8 4		8 40																			1140
Widney Manor ..																								
Knowle and Dorridge ..			8 10		8 46																			1146
Lapworth ..			8 14		8 50																			1150
Hatton .. arr			8 19		8 55																			1155
Hatton .. dep																								
Claverdon ..																								
Bearley ..																								
Wilmcote ..																								
Stratford-u-Avon. arr	8 12		8 56																					12 0
Stratford-u-Avon. dep																								12 5
Wilmcote ..																								1125
Bearley ..																								1130
Claverdon ..																								1134
Hatton .. arr																								1141
dep																								1145
Hatton .. dep			8 20		8 56	9 26																		1156
Warwick ..			8 26		9 2	9 32																		12 2
Leamington Spa Gen. arr	1 30		7 58	8 30	9 6	9 36																		12 6
152LONDON (Pad.) arr	5 10																							2R20

For Notes, see pages 40 and 41

WELLINGTON, WOLVERHAMPTON, DUDLEY, BEWDLEY, KIDDERMINSTER, STOURBRIDGE JUNCTION, BIRMINGHAM, STRATFORD-UPON-AVON and LEAMINGTON SPA

Sundays—continued

	pm	pm	pm	pm	pm	pm	pm	pm	pm	pm	pm	pm	pm	pm	pm	pm	pm	pm	pm	pm
Wellington dep			3 0																	
New Hadley Halt			3 4																	
Oakengates			3 9																	
Shifnal			3 15																	
Cosford			3 21																	
Albrighton			3 25																	
Codsall			3 31																	
Birches and Bilbrook Halt			3 33																	
Dunstable Park																				
Wolverhampton (Low Level) arr			3 40																	
Priestfield dep			3 45	5		4 30														
Bilston Central			3 49	9																
Wednesbury Central			3 52	15																
Dudley dep			3 57	21																
Great Bridge South																				
Swan Village																				
West Bromwich			4 3	28																
Bewdley dep	2 56				3 56															5 56
Kidderminster W arr	3 5				4 5															6 5
Churchill & Blakedown	3 7				4 7						4 41									6 7
Hagley	3 14				4 14															6 14
Stourbridge Junc. arr	3 18				4 18						4 51									6 18
Stourbridge Junc. dep	3 20				4 20						4 55									6 20
Lye [Cradley]	3 23				4 23															6 23
Cradley Heath and	3 27				4 27															6 27
Old Hill Z	3 31				4 31															6 31
Rowley Regis & Bick'th.	3 35				4 35															6 35
Oldbury & Langley G'n.	3 38				4 38															6 38
Smethwick West	3 41				4 41						5 11									6 41
Handsworth & Smethwick	3 46	4 7	4 33	4 46							5 7									6 46
Soho and Winson Green	3 49	4 36	4 49																	6 49
Hockley	3 51	4 39	4 51																	6 51
Birmingham Snow Hill ar	3 54	4 14	4 54			4 50					5 14									6 54
Birmingham Snow Hill dp	4 5	4 20	4 45			5 0					5 5	5 20								6 55
Moor St.					Stop						TC from Cardiff	Stop								
Bordesley	4 8	4 23	4 48																	
Small Heath & Sparkbrook	4 11	4 26	4 52																	
Tyseley arr	4 13	4 28	4 54																	
Tyseley dep	4 14	4 30	4 55																	
Spring Road	4 17																			
Hall Green	4 19																			
Yardley Wood	4 23																			
Shirley	4 26																			
Whitlock's End Halt	4 29																			
Grimes Hill & Wythall	4 32																			
Earlswood Lakes	4 35																			
The Lakes Halt	4 38																			
Wood End	4 42																			
Danzey, for Tanworth	4 46																			
Henley-in-Arden	4 51																			
WoottonWavenPlatform	4 55																			
Acoc's Green & S. Yardley	4 33	4 58																		
Olton	4 36	5 1																		
Solihull	4 40	5 5																		
Widney Manor																				
Knowle and Dorridge	4 46	5 11																		
Lapworth	4 50																			
Hatton arr	4 55																			
Hatton dep					4 58															
Claverdon					5 2															
Bearley					5 7															
Wilmcote	5 0				5 12															
Stratford-u-Avon arr	5 5				5 18															
Stratford-u-Avon dep					4 50															
Wilmcote					4 55															
Bearley					4 59															
Claverdon					5 6															
Hatton arr					5 10															
Hatton dep	4 56				5 11															
Warwick	5 2				5 17															
Leamington Spa Gen. arr	5 6				5 21															
I52LONDON (Pad.) arr	7 50				7 50															

a am
 B Via Blowers Green. Change at Old Hill. Second class only
 b Friday nights 19th July to 9th August inclusive
 c Arr 8 30 am
 D Via Dudley
 d On Saturdays arr 12 36 pm

E or E Except Saturdays
 e Arrives Knowle and Dorridge 1 18 pm
 g Arr 2 24 pm. Second class only
 H RC Train. Arr 6 20 pm on Saturdays
 J RC Train. Arr 3 40 pm on Saturdays
 K RC Train. Arr 2 22 pm on Saturdays
 L Except Saturdays. Via Blowers Green, change at Old Hill. Second class only

n Second class only
 n Arr 4 minutes earlier
 P Arr 6 43 pm on Saturdays
 R RC for a portion of the journey
 RC Refreshment Car
 S or S Saturdays only
 SC First and Second class Sleeping Car (limited accommodation)

For continuation of Notes, see page 41

**WELLINGTON, WOLVERHAMPTON, DUDLEY, BEWDLEY, KIDDERMINSTER,
STOURBRIDGE JUNCTION, BIRMINGHAM, STRATFORD-UPON-AVON and
LEAMINGTON SPA**

Sundays—continued

	pm	pm	pm	pm	pm	pm	pm	pm	pm	pm	pm	pm	pm	pm	pm	pm	pm	pm	pm	pm	
Wellington dep	6 0	6 44				7 0								7 57	8 0				9 0	9 26	1050
New Hadley Halt ..	6 4					7 4									8 6				9 4		
Jakengates	6 9					7 9									8 10				9 9		
Shifnal	6 15					7 15									8 16				9 15		
Cosford	6 21					7 21									8 21				9 21		11 6
Albrighton	6 25					7 25									8 25				9 25		
Codsall	6 31					7 31									8 31				9 31		
Birches and Bilbrook Halt.	6 33					7 33									8 33				9 33		
Junstall Park																					
Wolverhampton { arr	6 40	7 13				7 40									8 28	8 40			9 40	9 54	1124
(Low Level) { dep	6 45	7 30				7 45	8 0								8 45				9 45	10 0	
Priestfield	6 49	Stop				7 49									Stop	8 49			9 49		Stop
Bilston Central	6 52					7 52										8 52			9 52	10 7	
Wednesbury Central	6 57					7 57										8 57			9 57	10 14	
Dudley dep	6 30																				
Great Bridge South																8 10					
Swan Village																					
West Bromwich	6 41	7 3	pm			8 3										8 21				10 3	1022
Bewdley..... dep			6 56								7 26				7 56				9 2		
Kidderminster { arr			7 5								7 35				8 5				9 10		pm
W { dep			7 7								7 37				8 7				8 38	8 48	9 12
Churchill & Blakedown																					9 54
Hagley..... dep			7 14												8 14						
Stourbridge Junc. arr			7 18								7 48				8 18				8 49	8 59	9 23
Stourbridge Junc. dep			7 20								7 50				8 20				8 53	9 3	9 25
Lye			[Cradley								7 53				8 23				9 3	9 28	
Cradley Heath and			7 27								7 57				8 27				9 32		1027
Old Hill Z			7 31								8 1				8 31				9 36		1031
Rowley Regis & Blck'th.			7 35								8 5				8 35				9 40		1035
Oldbury & Langley G'n.			7 38								8 8				8 38				9 43		1038
Smethwick West			7 41								8 11				8 41				9 46		1041
Handsworth & Smethwick.	6 4	7 7	7 46			8 7					TC to				8 17	8 2	8 46		9 7		9 51
Soho and Winson Green ..	6 48		7 49								TC to				8 20	8 28	8 49		9 54		10 7
Hockley	6 51		7 51								TC to				8 23	8 31	8 51		9 56		1027
Birmingham Snow Hill arr	6 56	7 14	7 54	7 53		8 14					8 21	8 26	8 34	8 51	pm	9 14	9 21	9 28	9 59		1014
Birmingham Snow Hill dp	7 57	20	8 0	8 5		8 20	8 25				8 25	8 30	8 38	8 55	pm	9 59	20	Stop			10 5
Moor St.		Stop																	Stop		
Bordesley	7 8	7 23									8 23				8 23				9 8	9 23	
Small Meath & Sparkbrook	7 11	7 26									8 26				8 26				9 11	9 26	
Tyseley	7 13	7 28									8 28				8 28				9 13	9 28	
TC to	7 14	7 30									8 30				8 30				9 14	9 30	
TC to	7 17										8 17				8 17				9 17		
TC to	7 19										8 19				8 19				9 19		
TC to	7 23										8 23				8 23				9 23		
TC to	7 26										8 26				8 26				9 26		
TC to	7 29										8 29				8 29				9 29		
TC to	7 32										8 32				8 32				9 32		
TC to	7 35										8 35				8 35				9 35		
TC to	7 38										8 38				8 38				9 38		
TC to	7 42										8 42				8 42				9 42		
TC to	7 46										8 46				8 46				9 46		
TC to	7 51										8 51				8 51				9 51		
TC to	7 55										8 55				8 55				9 55		
TC to	7 33										8 33				8 33				9 33		
TC to	7 36										8 36				8 36				9 36		
TC to	7 40										8 40				8 40				9 40		
TC to	7 46										8 46				8 46				9 46		
TC to	7 50										8 50				8 50				9 50		
TC to	7 55										8 55				8 55				9 55		
TC to	8 0										9 0				9 0				10 0		
TC to	8 5										9 5				9 5				10 5		
TC to	7 50										8 50				8 50				9 50		
TC to	7 55										8 55				8 55				9 55		
TC to	7 59										9 59				9 59				10 59		
TC to	8 0										10 0				10 0				11 0		
TC to	8 5										10 5				10 5				11 5		
TC to	7 50										8 50				8 50				9 50		
TC to	7 55										8 55				8 55				9 55		
TC to	7 59										9 59				9 59				10 59		
TC to	8 0										10 0				10 0				11 0		
TC to	8 5										10 5				10 5				11 5		
TC to	7 56	8 11									8 56				8 56				9 56	10 6	
TC to	8 28	17									9 2				9 2				10 2	10 12	
TC to	8 68	21	8 27								9 68	55			9 68	55			10 6	10 16	
TC to	10 15	10 45	10 45								11 55				11 55						

TC Through Carriages
 U Except Saturdays. RC Train
 V RC Train. On Fridays only passengers can arr 8 20 pm without RC
 W The Birmingham and Midland Motor Omnibus Co. Ltd. operate a road service between the Railway Station and the centre of the town. For particulars, see local announcements

X Saturdays only. RC Train
 Z A Bus Service is operated between Old Hill and Halesowen by the Birmingham and Midland Motor Omnibus Co. Ltd. ("Midland Red")
 2 Second class only
 3 Passengers travelling by this train are required to hold Regulation Tickets
 For other Notes, see page 40

On Sundays the Birmingham and Midland Motor Omnibus Co. Ltd. operate a Road Service between Dudley and Old Hill
 For OTHER TRAINS between Bewdley and Kidderminster and between Dudley and Old Hill, see page 42

OLD HILL, BLOWERS GREEN and DUDLEY

WEEK DAYS ONLY—(Second class only)

Miles	Week Days ONLY—(Second class only)																	
	am	am	am	am	am	am	am	am	pm	pm	pm	pm	pm	pm	pm	pm	pm	pm
Old Hill .. dep	6 43	7 07	7 20	7 30	7 45	8 15	8 50	12 45	1 22	1 45	2 15	2 55	3 35	4 05	4 45	5 15	5 45	
Old Hill (High St.) Halt...	6 45	7 27	7 27	7 37	7 47	8 17	8 52	12 47	1 24	1 47	2 17	2 57	3 37	4 07	4 47	5 17	5 47	
1 Darby End Halt ..	6 47	7 29	7 29	7 39	7 49	8 19	8 54	12 49	1 26	1 49	2 19	2 59	3 39	4 09	4 49	5 19	5 49	
1 Windmill End Halt ..	6 49	7 31	7 31	7 41	7 51	8 21	8 56	12 51	1 28	1 51	2 21	3 01	3 41	4 11	4 51	5 21	5 51	
2 Baptist End Halt ..	6 52	7 34	7 34	7 44	7 54	8 24	8 59	12 54	1 31	1 54	2 24	3 04	3 44	4 14	4 54	5 24	5 54	
2 Blowers Green ..	6 55	7 37	7 37	7 47	7 57	8 27	9 02	12 57	1 34	1 57	2 27	3 07	3 47	4 17	4 57	5 27	5 57	
3 Dudley .. arr	6 57	7 39	7 39	7 49	7 59	8 29	9 04	12 59	1 36	2 02	2 29	3 09	3 49	4 19	4 59	5 29	5 59	

E Except Saturdays
S Saturdays only

KIDDERMINSTER, BEWDLEY and STOURPORT-ON-SEVERN

Miles	Week Days																	
	am	am	am	am	am	am	am	am	pm	pm	pm	pm	pm	pm	pm	pm	pm	pm
Kidderminster § .. dep	7 0	7 37	8 55	10 2	10 40	10 52	11 52	12 52	1 52	2 02	2 12	2 22	2 32	2 42	2 52	3 02	3 12	
1 Foley Park Halt ..	7 4	7 41	8 59	10 6	10 44	10 56	11 56	12 56	1 56	2 06	2 16	2 26	2 36	2 46	2 56	3 06	3 16	
3 Bewdley ..	7 9	7 46	9 4	10 12	10 49	11 2	12 2	1 22	2 22	2 32	2 42	2 52	3 02	3 12	3 22	3 32	3 42	
5 Burlish Halt ..	6 43	7 42	8 43	9 43	10 40	11 40	12 40	1 40	2 40	2 50	3 00	3 10	3 20	3 30	3 40	3 50	4 00	
6 Stourport-on-Severn ..	6 46	7 45	8 46	9 46	10 43	11 43	12 43	1 43	2 43	2 53	3 03	3 13	3 23	3 33	3 43	3 53	4 03	
9 Hartlebury .. arr	6 53	7 52	8 52	9 52	10 50	11 50	12 50	1 50	2 50	3 00	3 10	3 20	3 30	3 40	3 50	4 00	4 10	

Miles	Week Days—continued									Sundays									
	pm	pm	pm	pm	pm	pm	pm	pm	pm	am	am	am	am	am	pm	pm	pm	pm	pm
Kidderminster § .. dep	5 48	6 38	6 52	7 9	8 55	9 55	10 55	11 55	12 55	8 28	8 55	9 45	11 5	11 45	12 45	1 45	2 46	3 46	4 46
Foley Park Halt ..	5 52	6 42	6 56	7 13	9 59	10 59	11 59	12 59	1 59	8 30	8 57	9 53	11 13	11 53	12 53	1 53	2 54	3 54	4 54
Bewdley ..	5 58	6 47	7 17	8 17	9 5	9 5	10 5	11 5	12 5	9 8	9 18	10 18	11 18	12 18	1 18	2 19	3 19	4 19	5 19
Burlish Halt ..	4 47	6 5	7 5	8 28	9 47	10 47	11 47	12 47	1 47	9 14	9 24	10 24	11 24	12 24	1 24	2 25	3 25	4 25	5 25
Stourport-on-Severn ..	4 50	6 9	7 9	8 32	9 51	10 51	11 51	12 51	1 51	9 17	9 27	10 27	11 27	12 27	1 27	2 28	3 28	4 28	5 28
Hartlebury .. arr	4 56	6 15	7 15	8 48	10 7	11 7	12 7	1 7	2 7	9 20	9 30	10 30	11 30	12 30	1 30	2 31	3 31	4 31	5 31

Miles	Week Days																	
	am	am	am	am	am	am	am	am	pm	pm	pm	pm	pm	pm	pm	pm	pm	pm
Hartlebury .. dep	7 0	7 17	8 10	9 30	10 30	11 30	12 30	1 30	2 30	3 30	4 30	5 30	6 30	7 30	8 30	9 30	10 30	
3 Stourport-on-Severn ..	7 8	7 24	8 17	9 38	10 38	11 38	12 38	1 38	2 38	3 38	4 38	5 38	6 38	7 38	8 38	9 38	10 38	
3 Burlish Halt ..	7 10	7 26	8 19	9 40	10 40	11 40	12 40	1 40	2 40	3 40	4 40	5 40	6 40	7 40	8 40	9 40	10 40	
5 Bewdley ..	7 15	7 31	8 24	9 45	10 45	11 45	12 45	1 45	2 45	3 45	4 45	5 45	6 45	7 45	8 45	9 45	10 45	
7½ Foley Park Halt ..	5 59	6 28	7 57	8 35	9 53	10 30	11 30	12 30	1 30	2 30	3 30	4 30	5 30	6 30	7 30	8 30	9 30	
9 Kidderminster § .. arr	6 10	6 38	8 44	10 2	10 40	11 40	12 40	1 40	2 40	3 40	4 40	5 40	6 40	7 40	8 40	9 40	10 40	

E Except Saturdays. S Saturdays only.
 § Second class only. § On weekdays the Birmingham and Midland Motor Omnibus Co. Ltd., (Midland Red) operate a Road Service between the Railway Station and the centre of the Town. For particulars see local announcements.

STOURBRIDGE JUNCTION and STOURBRIDGE TOWN

(Week Days only) (Second class only)—½ mile (Time on journey 3 minutes)

Stourbridge Junction to Stourbridge Town at 5 58, 6 30, 7 0, 7 30, 7 41, 8 0, 8 14, 8 23, 8 32, 8 40, 8 57, 9 6, 9 31, 9 44, 9 58, 10 15, 10 40, 10 59, 11 38, 11 46 and 11 58 am; 12 40, 12 58, 1 6, 1 14, 1 26, 1 39, 1 58, 2 16, 2 25, 2 40, 2 58, 3 20, 3 40, 4 0, 4 25, 4 40, 4 55, 5 12, 5 27, 5 35, 5 51, 6 0, 6 8, 6 16, 6 28, 6 40, 6 58, 7 10, 7 29, 7 40, 8 0, 8 30, 8 42, 8 50, 9 6, 9 39, 10 0, 10 39 and 11 38 pm.

Stourbridge Town to Stourbridge Junction at 5 58, 5 55, 6 5, 6 24, 6 38, 6 52, 7 5, 7 24, 7 35, 7 46, 7 55, 8 10, 8 19, 8 27, 8 36, 8 47, 9 1, 9 35, 9 50, 10 5, 10 25, 10 52, 11 32, 11 42 and 11 52 am; 12 32, 12 50, 1 2, 1 10, 1 18, 1 30, 1 43, 1 52, 2 10, 2 20, 2 30, 2 50, 3 15, 3 30, 3 50, 4 16, 4 30, 4 47, 5 1, 5 21, 5 31, 5 40, 5 56, 6 4, 6 53, 6 46, 7 25, 7 50, 8 25, 8 38, 8 46, 8 55, 9 30, 9 50, 10 25 and 11 30 pm.

E Except Saturdays S Saturdays only

HOLIDAY EXPRESSES

For the stay-at-home holiday-maker during the industrial holiday fortnight (August), five consecutive day trips to attractive resorts—Monday to Friday, at an inclusive fare.

A reserved seat is provided on each occasion and refreshment facilities are available.

Holiday Expresses will be run from selected stations in the Birmingham, Shrewsbury and Worcester districts.

ALL-IN HOLIDAYS IN IRELAND

A week's holiday, including travel, meals en route, hotel accommodation and tours from selected resorts. Reserved accommodation 2nd class in trains, 1st class in ship.

FROM Birmingham Snow Hill to the following resorts :—

Arklow, Dun Laoghaire, Killarney, Bray, Dublin, Skerries.

Passengers from places other than Birmingham may join the tours at that point by payment of the appropriate fare from their home station.

Departures via Fishguard and Rosslare

Wednesdays 8th May to 12th June, 1957.

Tuesdays, 18th June to 10th September, 1957.

Wednesdays, 18th September to 9th October, 1957.

By travelling during the latter period passengers have an extra day's holiday without additional charge.

Organised by the Creative Tourist Agents Conference in conjunction with British Railways and Coras Iompair Eireann of Ireland.

A folder containing further information and booking form may be obtained on request at British Railways' stations, offices or agencies.

FOR DETAILS OF SPECIAL CHEAP DAY RETURN FARES

SEE PAGES 44 to 50

Tickets are available any day by any train. Passengers may return by any train the same day affording a Service through to destination.

Children under 3 years of age free, 3 years and under 14, half-fares.

Passengers may alight at a station short of destination in either direction upon surrender of the ticket, and commence the return journey from an intermediate station.

First Class tickets are issued at fares approximately 50 per cent. over Second Class.

As certain trains are Second Class only, First Class Passengers should, before booking, ascertain which trains are provided with First Class accommodation.

NOTE.—The fares shown in this publication are liable to alteration

SPECIAL CHEAP DAY RETURN FARES
BIRMINGHAM—WEST BROMWICH—WOLVERHAMPTON—WELLINGTON
(SNOW HILL) (LOW LEVEL)

	BIRMINGHAM (Snow Hill)	HOCKLEY	SOHO & WINSON GREEN	HANDSWORTH & SMETHWICK	WEST BROMWICH	SWAN VILLAGE	WEDNESBURY Central	BILSTON Central	PRIESTFIELD	WOLVERHAMPTON (Low Level)	DUNSTALL PARK	BIRCHES & BILBROOK HALT	CODSALL	ALBRIGHTON	COSFORD	SHIFNAL	OAKENGATES	NEW HADLEY HALT	WELLINGTON
	2nd	2nd	2nd	2nd	2nd	2nd	2nd	2nd	2nd	2nd	2nd	2nd	2nd	2nd	2nd	2nd	2nd	2nd	2nd
	s. d.	s. d.	s. d.	s. d.	s. d.	s. d.	s. d.	s. d.	s. d.	s. d.	s. d.	s. d.	s. d.	s. d.	s. d.	s. d.	s. d.	s. d.	s. d.
BIRMINGHAM (Snow Hill)	—	3	6	8	1 2	1 3	1 7	2 3	2 6	3 0	3 3	4 0	4 1	4 6	4 7	5 5	6 2	6 3	6 4
HOCKLEY	3	—	3	6	10	1 2	1 5	2 0	2 2	2 9	3 1	—	—	—	—	—	—	—	—
SOHO & WINSON GREEN	6	3	—	4	8	10	1 5	1 10	2 1	2 6	2 9	—	—	—	—	—	—	—	—
HANDSWORTH & SMETHWICK	8	6	4	—	6	9	1 0	1 8	1 11	2 2	2 5	—	—	—	—	—	—	—	—
WEST BROMWICH	1 2	10	8	6	—	4	8	1 1	1 6	1 9	2 2	—	—	—	—	—	—	—	—
SWAN VILLAGE	1 3	1 2	10	9	4	—	6	1 0	1 3	1 6	1 9	—	—	—	—	—	—	—	—
WEDNESBURY Central	1 7	1 5	1 5	1 0	8	6	—	8	11	1 2	1 5	—	—	—	—	—	—	—	—
BILSTON Central	2 3	2 0	1 10	1 8	1 1	1 0	8	—	6	8	10	—	—	—	—	—	—	—	—
PRIESTFIELD	2 6	2 2	2 1	1 11	1 6	1 3	11	6	—	6	9	—	—	—	—	—	—	—	—
WOLVERHAMPTON (Low Level)	3 0	2 9	2 6	2 2	1 9	1 6	1 2	8	6	—	6	10	1 1	1 8	1 9	2 9	3 6	3 7	3 10
DUNSTALL PARK	3 3	3 1	2 9	2 5	2 2	1 9	1 5	10	9	6	—	10	1 1	1 8	1 9	2 9	3 6	3 7	3 10
BIRCHES & BILBROOK HALT	4 0	3 7	3 4	3 0	2 7	2 4	2 0	1 6	1 4	10	—	—	—	—	—	—	—	—	3 4
CODSALL	4 1	3 10	3 7	3 3	2 10	2 7	2 3	1 9	1 7	1 1	—	—	—	—	—	—	—	—	3 3
ALBRIGHTON	4 6	—	—	—	—	—	—	—	—	1 8	—	—	—	—	—	—	—	—	2 10
COSFORD	4 7	—	—	—	—	—	—	—	—	1 9	—	—	—	—	—	—	—	—	2 9
SHIFNAL	5 5	—	—	—	—	—	—	—	—	2 9	—	—	—	—	—	—	—	—	1 9
OAKENGATES	6 2	—	—	—	—	—	—	—	—	3 6	—	—	—	—	—	—	—	—	—
NEW HADLEY HALT	6 3	—	—	—	—	—	—	—	—	3 7	—	—	—	—	—	—	—	—	—
WELLINGTON	6 4	—	—	—	—	—	—	—	—	3 10	—	3 4	3 3	2 10	2 9	1 9	—	—	—

For conditions of issue—see page 43

SPECIAL CHEAP DAY RETURN FARES

BIRMINGHAM—LEAMINGTON SPA—STRATFORD-upon-AVON
 (SNOW HILL) & (MOOR ST.) GENERAL (VIA HATTON)

	BIRMINGHAM (Snow Hill)	BIRMINGHAM (Moor Street)	BORDESLEY	SMALL HEATH & SPARKBROOK	TYSELEY	ACOCKS GREEN & SOUTH YARDLEY	OLTON	SOLIHULL	WIDNEY MANOR	KNOWLE & DORRIDGE	LAPWORTH	HATTON	WARWICK	LEAMINGTON SPA GENERAL	CLAVERDON	BEARLEY	WILMCOTE	STRATFORD- UPON-AVON
	2nd	2nd	2nd	2nd	2nd	2nd	2nd	2nd	2nd	2nd	2nd	2nd	2nd	2nd	2nd	2nd	2nd	2nd
	s. d.	s. d.	s. d.	s. d.	s. d.	s. d.	s. d.	s. d.	s. d.	s. d.	s. d.	s. d.	s. d.	s. d.	s. d.	s. d.	s. d.	s. d.
BIRMINGHAM (Snow Hill)	—	—	3	6	9	10	1 3	1 9	2 2	2 8	3 0	3 9	4 7	5 0	4 0	4 2	4 6	5 0
BIRMINGHAM (Moor Street)	—	—	3	6	9	10	1 3	1 9	2 2	2 8	3 0	3 9	4 7	5 0	4 0	4 2	4 6	5 0
BORDESLEY	3	3	—	4	8	8	1 2	1 8	2 1	2 6	3 0	3 9	4 7	5 0	4 0	4 2	4 5	4 11
SMALL HEATH & SPARKBROOK	6	6	4	—	4	6	1 0	1 6	2 0	2 4	2 9	3 8	4 4	4 10	3 10	4 1	4 3	4 9
TYSELEY	9	9	8	4	—	3	8	1 2	1 7	2 1	2 6	3 3	3 9	4 7	3 4	3 10	4 3	4 9
ACOCKS GREEN & SOUTH YARDLEY	10	10	8	6	3	—	4	10	1 3	1 7	2 2	3 0	3 6	4 2	3 0	3 7	3 10	4 7
OLTON	1 3	1 3	1 2	1 0	8	4	—	6	10	1 3	1 8	2 9	3 3	3 9	2 9	3 4	3 7	4 4
SOLIHULL	1 9	1 9	1 8	1 6	1 2	10	6	—	6	10	1 5	2 6	3 0	3 6	2 6	3 0	3 4	3 10
WIDNEY MANOR	2 2	2 2	2 1	2 0	1 7	1 3	10	6	—	6	1 2	2 1	2 11	3 5	2 1	2 8	3 2	3 8
KNOWLE & DORRIDGE	2 8	2 8	2 6	2 4	2 1	1 7	1 3	10	6	—	9	1 9	2 6	2 9	2 0	2 4	2 7	3 2
LAPWORTH	3 0	3 0	3 0	2 9	2 6	2 2	1 8	1 5	1 2	9	—	1 5	2 3	2 6	1 7	1 8	2 3	2 9
HATTON	3 9	3 9	3 9	3 8	3 3	3 0	2 9	2 6	2 1	1 9	1 5	—	1 4	1 4	—	—	—	1 9
WARWICK	4 7	4 7	4 7	4 4	3 9	3 6	3 3	3 0	2 11	2 6	2 3	1 4	—	7	—	—	—	2 8
LEAMINGTON SPA GENERAL	5 0	5 0	5 0	4 10	4 7	4 2	3 9	3 6	3 5	2 9	2 6	1 4	7	—	1 7	2 0	2 3	2 9
CLAVERDON	4 0	4 0	4 0	3 10	3 4	3 0	2 9	2 6	2 1	2 0	1 7	—	—	1 7	—	—	—	1 6
BEARLEY	4 2	4 2	4 2	4 1	3 10	3 7	3 4	3 0	2 8	2 4	1 8	—	—	2 0	—	—	—	1 1
WILMCOTE	4 6	4 6	4 5	4 3	4 3	3 10	3 7	3 4	3 2	2 7	2 3	—	—	2 3	—	—	—	8
STRATFORD-UPON-AVON	5 0	5 0	4 11	4 9	4 9	4 7	4 4	3 10	3 8	3 2	2 9	1 9	2 8	2 9	1 6	1 1	8	—

For conditions of issue—see page 43

SPECIAL CHEAP DAY RETURN FARES
BIRMINGHAM (Snow Hill) and (Moor Street)—STRATFORD-upon-AVON
(VIA SHIRLEY)

	BIRMINGHAM (Snow Hill)	BIRMINGHAM (Moor Street)	BORDESLEY	SMALL HEATH & SPARKBROOK	TYSELEY	SPRING ROAD	HALL GREEN	YARDLEY WOOD	SHIRLEY	WHITLOCK'S END HALT	GRIMES HILL & WYTHALL	EARLSWOOD LAKES	THE LAKES HALT	WOOD END	DANZEY, FOR TANWORTH	HENLEY-IN-ARDEN	WOOTON WAWEN PLAT.	WILMCOTE	STRATFORD- UPON-AVON
	2nd	2nd	2nd	2nd	2nd	2nd	2nd	2nd	2nd	2nd	2nd	2nd	2nd	2nd	2nd	2nd	2nd	2nd	2nd
	s. d.	s. d.	s. d.	s. d.	s. d.	s. d.	s. d.	s. d.	s. d.	s. d.	s. d.	s. d.	s. d.	s. d.	s. d.	s. d.	s. d.	s. d.	s. d.
BIRMINGHAM (Snow Hill)	—	—	3	6	9	10	11	1 0	1 3	1 7	1 9	2 1	2 5	2 10	3 2	3 3	3 10	4 6	5 0
BIRMINGHAM (Moor Street)	—	—	3	6	9	10	11	1 0	1 3	1 7	1 9	2 1	2 5	2 10	3 2	3 3	3 10	4 6	5 0
BORDESLEY	3	3	—	4	8	9	10	11	1 2	1 6	1 8	2 0	2 4	2 9	3 0	3 3	3 9	4 5	4 11
SMALL HEATH & SPARKBROOK	6	6	4	—	4	7	9	10	1 1	1 4	1 6	1 9	2 0	2 6	2 10	3 1	3 7	4 3	4 9
TYSELEY	9	9	8	4	—	3	7	9	11	1 2	1 5	1 8	1 11	2 2	2 5	2 9	3 6	4 3	4 9
SPRING ROAD	10	10	9	7	3	—	3	7	10	1 1	1 4	1 6	1 8	1 11	2 4	2 9	3 6	4 3	4 9
HALL GREEN	11	11	10	9	7	3	—	4	9	11	1 2	1 4	1 6	1 9	2 3	2 9	3 6	4 3	4 9
YARDLEY WOOD	1 0	1 0	11	10	9	7	4	—	7	9	1 0	1 2	1 5	1 8	2 1	2 6	3 1	3 10	4 7
SHIRLEY	1 3	1 3	1 2	1 1	11	10	9	7	—	4	8	11	1 1	1 6	1 11	2 4	2 10	3 7	4 4
WHITLOCK'S END HALT	1 7	1 7	1 6	1 4	1 2	1 1	11	9	4	—	3	9	10	1 1	1 6	2 0	2 6	3 4	4 0
GRIMES HILL & WYTHALL	1 9	1 9	1 8	1 6	1 5	1 4	1 2	1 0	8	3	—	3	7	1 1	1 5	1 10	2 4	3 0	3 9
EARLSWOOD LAKES	2 1	2 1	2 0	1 9	1 8	1 6	1 4	1 2	11	9	3	—	3	8	1 1	1 6	1 11	2 9	3 3
THE LAKES HALT	2 5	2 5	2 4	2 0	1 11	1 8	1 6	1 5	1 1	10	7	3	—	6	10	1 6	1 11	2 9	3 3
WOOD END	2 10	2 10	2 9	2 6	2 2	1 11	1 9	1 8	1 6	1 1	1 1	8	6	—	6	1 4	1 9	2 8	3 3
DANZEY, FOR TANWORTH	3 2	3 2	3 0	2 10	2 5	2 4	2 3	2 1	1 11	1 6	1 5	1 1	10	6	—	11	1 5	2 4	2 10
HENLEY-IN-ARDEN	3 3	3 3	3 3	3 1	2 9	2 9	2 9	2 6	2 4	2 0	1 10	1 6	1 6	1 4	11	—	7	1 7	2 0
WOOTON WAWEN PLATFORM	3 10	3 10	3 9	3 7	3 6	3 6	3 6	3 1	2 10	2 6	2 4	1 11	1 11	1 9	1 5	7	—	—	1 5
WILMCOTE	4 6	4 6	4 5	4 3	4 3	4 3	4 3	3 10	3 7	3 4	3 0	2 9	2 9	2 8	2 4	1 7	—	—	8
STRATFORD-UPON-AVON	5 0	5 0	4 11	4 9	4 9	4 9	4 9	4 7	4 4	4 0	3 9	3 3	3 3	3 3	2 10	2 0	1 5	8	—

For conditions of issue—see page 43

SPECIAL CHEAP DAY RETURN FARES
BIRMINGHAM (Snow Hill)—DUDLEY

	BIRMINGHAM (Snow Hill)	HOCKLEY	SOHO & WINSON GREEN	HANDSWORTH & SMETHWICK	WEST BROMWICH	SWAN VILLAGE	GREAT BRIDGE SOUTH	DUDLEY	BLOWERS GREEN	BAPTIST END HALT	WINDMILL END HALT	DARBY END HALT	OLD HILL (High St.) HALT	OLD HILL	ROWLEY REGIS & BLACKHEATH	OLDBURY & LANGLEY GREEN	SMETHWICK WEST
	2nd	2nd	2nd	2nd.	2nd	2nd	2nd	2nd	2nd	2nd	2nd	2nd	2nd	2nd	2nd	2nd	2nd
	s. d.	s. d.	s. d.	s. d.	s. d.	s. d.	s. d.	s. d.	s. d.	s. d.	s. d.	s. d.	s. d.	s. d.	s. d.	s. d.	s. d.
BIRMINGHAM (Snow Hill) ...	—	3	6	8	1 2	1 3	1 4	1†10	1†10	1†10	1 10	1 10	1 10	1 9	1 6	1 3	1 0
HOCKLEY	3	—	3	6	10	1 2	1 4	1†9	1†9	1†9	1 9	1 9	1 8	1 7	1 4	1 1	10
SOHO & WINSON GREEN ..	6	3	—	4	8	10	1 2	1†8	1†0	1†0	1 8	1 8	1 7	1 6	1 2	11	10
HANDSWORTH & SMETHW'K	8	6	4	—	6	9	1 0	1†4	1†4	1†4	1 4	1 4	1 4	1 4	1 1	10	7
WEST BROMWICH	1 2	10	8	6	—	4	7	1†1	1†4	—	—	—	—	—	—	—	—
SWAN VILLAGE	1 3	1 2	10	9	4	—	4	9	1 0	—	—	—	—	—	—	—	—
GREAT BRIDGE SOUTH.. ..	1 4	1 4	1 2	1 0	7	4	—	8	9	—	—	—	—	—	—	—	—
DUDLEY	1†10	1†9	1†8	1†4	1†1	9	8	—	3	6	6	8	9	10	1 1	1 6	1 6
BLOWERS GREEN	1†10	1†9	1†8	1†4	1†4	1 0	9	3	—	4	4	6	6	8	1 1	1 2	1 6
BAPTIST END HALT	1†10	1†9	1†8	1†4	—	—	—	6	4	—	4	4	4	6	10	1 2	1 6
WINDMILL END HALT	1 10	1 9	1 8	1 4	—	—	—	6	4	4	—	4	4	6	9	1 1	1 2
DARBY END HALT	1 10	1 9	1 8	1 4	—	—	—	8	6	4	4	—	4	4	9	10	1 2
OLD HILL (High Street) HALT	1 10	1 8	1 7	1 4	—	—	—	9	6	4	4	4	—	4	6	10	1 1
OLD HILL	1 9	1 7	1 6	1 4	—	—	—	10	8	6	6	4	4	—	6	10	1 0
ROWLEY REGIS & BLACKH'TH	1 6	1 4	1 2	1 1	—	—	—	1 1	1 1	10	9	9	6	6	—	8	10
OLDBURY & LANGLEY GREEN	1 3	1 1	11	10	—	—	—	1 6	1 2	1 2	1 1	10	10	10	8	—	7
SMETHWICK WEST	1 0	10	10	7	—	—	—	1 6	1 6	1 6	1 2	1 2	1 1	1 0	10	7	—

† Via Great Bridge or Windmill End.

For conditions of issue—see page 43

SPECIAL CHEAP DAY RETURN FARES

BIRMINGHAM—SMETHWICK WEST—OLD HILL—STOURBRIDGE—KIDDERMINSTER—BEWDLEY
(SNOW HILL)

	BIRMINGHAM (Snow Hill)	HOCKLEY	SOHO & WINSON GREEN	HANDSWORTH & SMETHWICK	SMETHWICK WEST	OLDBURY & LANGLEY GREEN	ROWLEY REGIS & BLACKHEATH	OLD HILL	CRADLEY HEATH & CRADLEY	LYE	STOURBRIDGE JUNCTION	STOURBRIDGE TOWN	HAGLEY	CHURCHILL & BLAKEDOWN	KIDDERMINSTER	FOLEY PARK HALT	BEWDLEY
	2nd	2nd	2nd	2nd	2nd	2nd	2nd	2nd	2nd	2nd	2nd	2nd	2nd	2nd	2nd	2nd	2nd
	s. d.	s. d.	s. d.	s. d.	s. d.	s. d.	s. d.	s. d.	s. d.	s. d.	s. d.	s. d.	s. d.	s. d.	s. d.	s. d.	s. d.
BIRMINGHAM (Snow Hill)	—	3	6	8	1 0	1 3	1 6	1 9	2 1	2 3	2 4	2 6	2 8	3 1	3 6	—	4 2
HOCKLEY	3	—	3	6	10	1 1	1 4	1 7	1 11	2 1	2 2	2 4	2 6	2 11	3 4	—	4 2
SOHO & WINSON GREEN	6	3	—	4	10	11	1 2	1 6	1 10	2 0	2 1	2 3	2 6	2 11	3 4	—	4 2
HANDSWORTH & SMETHWICK	8	6	4	—	7	10	1 1	1 4	1 7	1 9	1 11	2 1	2 4	2 8	3 2	—	3 8
SMETHWICK WEST	1 0	10	10	7	—	7	10	1 0	1 2	1 5	1 8	1 10	2 1	2 3	3 0	—	3 6
OLDBURY & LANGLEY GREEN	1 3	1 1	11	10	7	—	8	10	1 0	1 2	1 5	1 7	1 11	2 1	2 9	—	3 3
ROWLEY REGIS & BLACKHEATH	1 6	1 4	1 2	1 1	10	8	—	6	10	1 0	1 3	1 5	1 9	1 11	2 4	—	3 0
OLD HILL	1 9	1 7	1 6	1 4	1 0	10	6	—	6	10	1 1	1 3	1 6	1 10	2 2	—	2 8
CRADLEY HEATH & CRADLEY	2 1	1 11	1 10	1 7	1 2	1 0	10	6	—	5	9	11	1 4	1 8	2 0	—	2 6
LYE	2 3	2 1	2 0	1 9	1 5	1 2	1 0	10	5	—	6	8	1 0	1 4	1 11	—	2 5
STOURBRIDGE JUNCTION	2 4	2 2	2 1	1 11	1 8	1 5	1 3	1 1	9	6	—	3	8	1 0	1 8	—	2 2
STOURBRIDGE TOWN	2 6	2 4	2 3	2 1	1 10	1 7	1 5	1 3	11	8	3	—	10	1 2	1 10	—	2 4
HAGLEY	2 8	2 6	2 6	2 4	2 1	1 11	1 9	1 6	1 4	1 0	8	10	—	7	1 0	—	—
CHURCHILL & BLAKEDOWN	3 1	2 11	2 11	2 8	2 3	2 1	1 11	1 10	1 8	1 4	1 0	1 2	7	—	9	—	—
KIDDERMINSTER	3 6	3 4	3 4	3 2	3 0	2 9	2 4	2 2	2 0	1 11	1 8	1 10	1 0	9	—	—	—
FOLEY PARK HALT	3 7	—	—	—	—	—	—	—	—	—	—	—	—	—	—	—	—
BEWDLEY	4 2	—	—	—	—	—	—	—	—	—	—	—	—	—	8	—	—

For conditions of issue—see page 43

SPECIAL CHEAP DAY RETURN FARES
WOLVERHAMPTON—STOURBRIDGE—LEAMINGTON SPA
(Low Level) GENERAL

THROUGH FARES
(AVAILABLE IN BOTH DIRECTIONS)

	BORDESLEY	SMALL HEATH & SPARKBROOK	TYSELEY	ACOCKS GREEN & SOUTH YARDLEY	OLTON	SOLIHULL	WIDNEY MANOR	KNOWLE & DORRIDGE	LAPWORTH	HATTON	WARWICK	LEAMINGTON SPA GENERAL
	2nd	2nd	2nd	2nd	2nd	2nd	2nd	2nd	2nd	2nd	2nd	2nd
	s. d.	s. d.	s. d.	s. d.	s. d.	s. d.	s. d.	s. d.	s. d.	s. d.	s. d.	s. d.
WOLVERHAMPTON (Low Level)	3 3	3 6	3 9	3 10	4 3	4 9	5 2	5 0	6 0	6 9	7 7	8 0
PRIESTFIELD	2 9	3 0	3 3	3 4	3 9	4 3	4 8	5 2	5 6	6 3	7 1	7 6
BILSTON (Central)	2 6	2 9	3 0	3 1	3 6	4 0	4 5	4 11	5 3	6 0	6 10	7 3
WEDNESBURY (Central)	1 10	2 1	2 4	2 5	2 10	3 4	3 9	4 3	4 7	5 4	6 2	6 7
SWAN VILLAGE	1 6	1 9	2 0	2 1	2 6	3 0	3 5	3 11	4 3	5 0	5 10	6 3
WEST BROMWICH	1 5	1 8	1 11	2 0	2 5	2 11	3 4	3 10	4 2	4 11	5 9	6 2
HANDSWORTH & SMETHWICK	11	1 2	1 5	1 6	1 11	2 5	2 10	3 4	3 8	4 5	5 3	5 8
SOHO & WINSON GREEN	9	! 0	1 3	1 4	1 9	2 3	2 8	3 2	3 6	4 3	5 1	5 6
HOCKLEY	6	9	1 0	1 1	1 6	2 0	2 5	2 11	3 3	4 0	4 10	5 3
STOURBRIDGE TOWN	2 9	3 0	3 3	3 4	3 9	4 3	4 8	5 2	5 6	6 3	7 1	7 6
STOURBRIDGE JUNCTION	2 7	2 10	3 1	3 2	3 7	4 1	4 6	5 0	5 4	6 1	6 11	7 4
LYE	2 6	2 9	3 0	3 1	3 6	4 0	4 5	4 11	5 3	6 0	6 10	7 3
CRADLEY HEATH & CRADLEY	2 4	2 7	2 10	2 11	3 4	3 10	4 3	4 9	5 1	5 10	6 8	7 1
OLD HILL	2 0	2 3	2 6	2 7	3 0	3 6	3 11	4 5	4 9	5 6	6 4	6 9
ROWLEY REGIS & BLACKHEATH	1 9	2 0	2 3	2 4	2 9	3 3	3 8	4 2	4 6	5 3	6 1	6 6
OLDBURY & LANGLEY GREEN	1 6	1 9	2 0	2 1	2 6	3 0	3 5	3 11	4 3	5 0	5 10	6 3
SMETHWICK WEST	1 3	1 6	1 9	1 10	2 3	2 9	3 2	3 8	4 0	4 9	5 7	6 0

For conditions of issue—see page 43

SPECIAL CHEAP DAY RETURN FARES
WOLVERHAMPTON—STOURBRIDGE—STRATFORD-UPON-AVON

(LOW LEVEL)

THROUGH FARES (AVAILABLE IN BOTH DIRECTIONS)

	SPRING ROAD	HALL GREEN	YARDLEY WOOD	SHIRLEY	WHITLOCKS END HALT	GRIMES HILL	EARLSWOOD LAKES	THE LAKES HALT	WOOD END	DANZEY for Tanworth	HENLEY-IN-ARDEN	WOOTTON WAWEN PLAT.	CLAVERDON (via Hatton)	BEARLEY (via Hatton)	WILMCOTE	STRATFORD-UPON-AVON
	2nd	2nd	2nd	2nd	2nd	2nd	2nd	2nd	2nd	2nd	2nd	2nd	2nd	2nd	2nd	2nd
	s. d.	s. d.	s. d.	s. d.	s. d.	s. d.	s. d.	s. d.	s. d.	s. d.	s. d.	s. d.	s. d.	s. d.	s. d.	s. d.
WOLVERHAMPTON (Low Level) ..	3 10	3 11	4 0	4 3	4 7	4 9	5 1	5 5	5 10	6 2	6 3	6 10	7 0	7 2	7 6	8 0
PRIESTFIELD	3 4	3 5	3 6	3 9	4 1	4 3	4 7	4 11	5 4	5 8	5 9	6 4	6 6	6 8	7 0	7 6
BILSTON (Central)	3 1	3 2	3 3	3 6	3 10	4 0	4 4	4 8	5 1	5 5	5 6	6 1	6 3	6 5	6 9	7 3
WEDNESBURY (Central)	2 5	2 6	2 7	2 10	3 2	3 4	3 8	4 0	4 5	4 9	4 10	5 5	5 7	5 9	6 1	6 7
SWAN VILLAGE	2 1	2 2	2 3	2 6	2 10	3 0	3 4	3 8	4 1	4 5	4 6	5 1	5 3	5 5	5 9	6 3
WEST BROMWICH	2 0	2 1	2 2	2 5	2 9	2 11	3 3	3 7	4 0	4 4	4 5	5 0	5 2	5 4	5 8	6 2
HANDSWORTH & SMETHWICK	1 6	1 7	1 8	1 11	2 3	2 5	2 9	3 1	3 6	3 10	3 11	4 6	4 8	4 10	5 2	5 8
SOHO & WINSON GREEN	1 4	1 5	1 6	1 9	2 1	2 3	2 7	2 11	3 4	3 8	3 9	4 4	4 6	4 8	5 0	5 6
HOCKLEY	1 1	1 2	1 3	1 6	1 10	2 0	2 4	2 8	3 1	3 5	3 6	4 1	4 3	4 5	4 9	5 3
STOURBRIDGE TOWN	3 4	3 5	3 6	3 9	4 1	4 3	4 7	4 11	5 4	5 8	5 9	6 4	6 6	6 8	7 0	7 6
STOURBRIDGE JUNCTION	3 2	3 3	3 4	3 7	3 11	4 1	4 5	4 9	5 2	5 6	5 7	6 2	6 4	6 6	6 10	7 4
LYE	3 1	3 2	3 3	3 6	3 10	4 0	4 4	4 8	5 1	5 5	5 6	6 1	6 3	6 5	6 9	7 3
CRADLEY HEATH & CRADLEY	2 11	3 0	3 1	3 4	3 8	3 10	4 2	4 6	4 11	5 3	5 4	5 11	6 1	6 3	6 7	7 1
OLD HILL	2 7	2 8	2 9	3 0	3 4	3 6	3 10	4 2	4 7	4 11	5 0	5 7	5 9	5 11	6 3	6 9
ROWLEY REGIS & BLACKHEATH	2 4	2 5	2 6	2 9	3 1	3 3	3 7	3 11	4 4	4 8	4 9	5 4	5 6	5 8	6 0	6 6
OLDBURY & LANGLEY GREEN	2 1	2 2	2 3	2 6	2 10	3 0	3 4	3 8	4 1	4 5	4 6	5 1	5 3	5 5	5 9	6 3
SMETHWICK WEST	1 10	1 11	2 0	2 3	2 7	2 9	3 1	3 5	3 10	4 2	4 3	4 10	5 0	5 2	5 6	6 0

For conditions of issue—see page 43

TRAVEL MIDWEEK—IN GREATER COMFORT—AT REDUCED FARE

IN ENGLAND, SCOTLAND AND WALES

MIDWEEK HOLIDAY Period return tickets second class, afford a reduction of approximately 4s. in the £. These tickets are issued for return journeys not less than 100 miles in each direction, for travel outward on Tuesday, Wednesday or Thursday, for return on Tuesday, Wednesday or Thursday of the following week, or week after, during the period 7th May to 31st October, 1957. Minimum fare 25/-

TO IRELAND

MIDWEEK HOLIDAY Period return tickets are issued for journeys to ports and selected stations in Ireland on certain days midweek according to the route selected, for a week or a fortnight, during the period 7th May to 26th September, 1957. Passengers may travel outwards on a Tuesday, Wednesday or Thursday and return on a Tuesday, Wednesday or Thursday of the following week, or week after subject to both outward and return steamer journeys being commenced on one of these days.

TO THE CHANNEL ISLANDS

MIDWEEK HOLIDAY Period return tickets are also available during the period 7th May to 31st October, 1957 for travel to the Channel Islands outward on Tuesday, Wednesday or Thursday for return on Tuesday, Wednesday or Thursday of the following week, or week after subject to both the outward and return steamer journeys being commenced on one of these days.

THERE IS MORE ROOM IN THE TRAINS MIDWEEK

SEASON TICKETS

Season tickets, allowing unlimited travel during the period of validity, are issued between two or more stations for any period from one to twelve months, including odd days, e.g., one month and four days, four months and twenty-seven days, etc.

Weekly season tickets are issued for distances not exceeding 75 miles and are available for an unlimited number of journeys from Sunday to Saturday inclusive.

Ordinary season tickets at half the adult rate are issued to juveniles under 14 years of age.

Reduced Rate season tickets are issued for residential purposes only to juveniles of 14 and under 18 years of age as set out hereunder:

England and Wales

(a) At half rate

- (i) To all juveniles of 14 and under 16 years of age.
- (ii) to all juveniles of 16 and under 18 years of age, who are not in receipt of salary, wages, remuneration or any other monetary payment (otherwise than by grant for educational purposes) amounting in the aggregate to more than 25s. 0d. per week.

(b) At two-thirds rate

To all juveniles of 16 and under 18 years of age who are in receipt of salary or other monetary allowance exceeding 25s. 0d. per week.

Where issued, weekly season tickets are also obtainable at the appropriate half or two-thirds rates.

GUARANTEED EXCURSIONS

Where a minimum of 300 adult fares (two children under 14 years of age counting as one adult) is guaranteed, Second class Day excursion tickets are issued at reduced fares for travel by special train. A commission, not exceeding 7 per cent. on the rail fares, is allowed to the promoter of the excursion provided the guarantee is maintained. Four First class or six Second class free tickets will be granted to the promoter in respect of each 300 adult fares, after the guarantee has been signed, the intention being to help the promoter to make arrangements at the point to be visited.

Half-day and Evening excursion tickets Second class at lower fares are also issued under similar arrangements subject to a minimum of 400 adult fares. Commission, not exceeding 5 per cent. on the rail fares, is allowed provided the guarantee is maintained and four Second class free tickets are granted for each 400 fares after the guarantee has been signed.

NOTE. Guaranteed excursions are not accepted in connection with certain national sporting events and horse race meetings.

CAMPING PARTIES

Cheap return tickets are issued by prior arrangement for organised parties of juveniles attending camps and rallies and in certain other circumstances.

CAMPING COACHES

Camping Coaches, fully equipped with bed clothes, linen, cutlery, crockery, cooking utensils, etc., are available at selected seaside and country places. Particulars of sites, charges and conditions of letting may be obtained from the Chief Commercial Manager of the region in which the coach is situated.

PARTY OUTINGS

BRITISH RAILWAYS will be pleased to give every possible assistance to Secretaries and Organisers of Clubs, Firms, Societies, Schools, etc., in making their arrangements for Outings inclusive of road or river trips and meals.

Attractive combined tours can be arranged to many provincial areas and to London, particulars of which can be obtained upon application.

DAY OUTINGS — See page 7

CIRCULAR TOUR TICKETS

are issued by prior arrangement at a reduction of approximately 10% for three or more consecutive point to point journeys, commencing and terminating in the same town.

Minimum fares — 30/- First Class
20/- Second Class

Tickets are valid for three months, break of journey being allowed at any intermediate station en route. (Note:— Circular Tour Tickets are not issued at a fare less than the ordinary return fare between the extreme points of a tour by the direct route.)

HOLIDAY 'RUNABOUT' TICKETS

issued from
MAY TO OCTOBER

Available for SEVEN DAYS

UNLIMITED TRAVEL BY RAIL IN
SELECTED HOLIDAY AREAS AT
EXCEPTIONALLY CHEAP RATES

Full information regarding these and other passenger train facilities may be obtained from British Railways Stations, Offices and Agencies, or upon application to:—

MR. D. S. HART,
District Passenger Manager,
New Street Station,
Birmingham.
Telephone Midland 2740.

MR. C. E. DREW,
District Commercial Manager
Shrub Hill Station,
Worcester.
Telephone Worcester 3241.

MR. W. GRIFFITHS,
District Commercial Manager,
Shrewsbury.
Telephone Shrewsbury 3614.